

Quality power tools
MADE IN GERMANY
since 1919



EIBENSTOCK
Power Tools



ALL PRODUCTS ARE AVAILABLE THROUGH



EIBENSTOCK'S EXCLUSIVE AGENT FOR NORTH AMERICA



Today Continuous company expansion of facility and equipment, more than 220 employees

1993 Privately-held corporation named "Elektrowerzeuge GmbH Eibenstock"

1972 Nationalization

1950



1930



1919 Martin Hönnecke founded company in Leipzig specializing in providing power tools to industry





EIBENSTOCK was founded in 1919 and from the start specialized in professional products for heavy construction site use. With this strategy, an above average growth has been reached over recent years. More than 90 % of all components are produced in EIBENSTOCK's facilities.

The employees proudly say that the brand name EIBENSTOCK enjoys a good reputation among both industrial and building trade consumers. The basis for this is formed through the connection of a long tradition of product development, a well educated and skilled staff, the latest manufacturing technology, an extensive quality assurance system and a creative development team under a dynamic management. EIBENSTOCK is a leader of continuously developed innovative products exported to more than 60 countries.

The current product range includes diamond core drills, drill rigs, portable mixers, wall chasers, concrete grinders, scouring machines, diamond saws, polishers, drywall sanders, smoothing machines for plaster and insulating boards, special power tools and drive motors.

Thanks to extensive investments in the area of motor and gearbox manufacturing, the company is able to meet the high standards in international competition, with a favourable price-performance ratio.

Our reliable products and professionalism speak for themselves, as does the technical expertise of our international partners.



POWER TOOLS FROM EIBENSTOCK
For more than 90 years quality products used in industry and craft trade

ALL PRODUCTS ARE
AVAILABLE THROUGH:

 **UNITEC**
EIBENSTOCK'S EXCLUSIVE AGENT FOR
NORTH AMERICA

CS UNITEC, INC.
22 HARBOR AVE.
NORWALK, CT 06850 USA

PHONE: (800) 700-5919



CUSTOMER SERVICE

Eibenstock products are exclusively available through CS Unitec, who can advise you on the vast range of products. Furthermore, CS Unitec's Technical Sales and Customer Service team is available for technical questions, problems and solutions from 8:00 am to 5:30 pm, Monday to Thursday, and from 8:00 am to 5:00 pm on Friday. You can also send us your questions by Fax or E-mail, where our representatives will be more than happy to help.

Call: 800-700-5919 (USA/Canada) / 203-853-9522 (Int'l)

Fax: 203-853-9921

E-mail: info@eibenstock.us or info@csunitec.com

CUSTOMER CONTACT

We look forward to speaking with our customers and end users at national trade shows, training days and on site visits. CS Unitec's network of technical sales personnel provide application assistance and technical advice for a wide range of industries. Our team is also available for on-site demonstrations - contact us today to schedule one at your location.





REPAIR SERVICE

Repairs are done by factory-trained technicians at a network of local service centers across the United States or at CS Unitec's headquarters in Norwalk, Connecticut. Visit www.csunitec.com for a list of service centers by state. Spare parts are also available from your local CS Unitec dealers or from our headquarters. Contact us by the following methods with any questions:

Call: 800-700-5919 (USA/Canada) / 203-853-9522 (Int'l)

E-mail: info@eibenstock.us or info@csunitec.com

WARRANTY

All our power tools come with a one year warranty. If you need to make a warranty claim, please send the repair, together with the proof of purchase to an authorized dealer or service center. Contact CS Unitec for more information.

INTERNET


If you would like more information about EIBENSTOCK then head to our website for the most up to date news. There you will find everything about EIBENSTOCK, our products, current news, exhibition dates and downloadable technical information.

www.eibenstock.us • www.csunitec.com








POWER TOOL SOLUTIONS FOR ALL AROUND THE CONSTRUCTION SITE

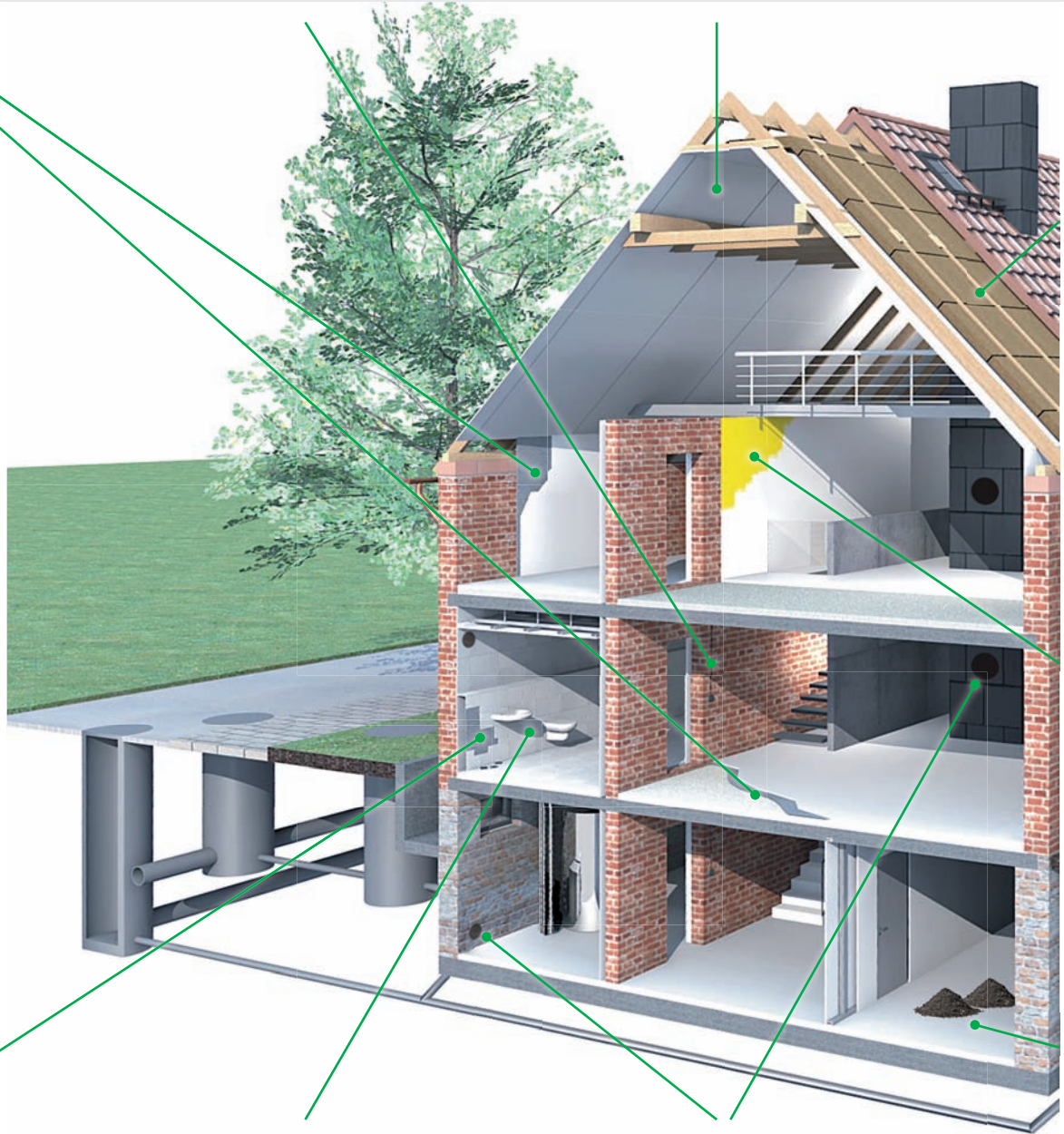
 Sanding, grinding and milling surfaces




 Slitting channels in walls and floors




 Sanding of drywall installations





 Hammer drilling of concrete and masonry



 Drilling of tiles, natural stone and slabs




 Core Drilling in concrete for installation openings



Drilling and screwing of wood, metal and other materials



Finishing of insulation material and facades



Vacuuming and dust collection with portable power tools on the construction site



Mixing of building materials



Cutting of tile, stone, concrete, block and more





Drilling & Driving	9
Overview	10
Drilling & Driving Machines	12-16
Special Electric Motor Options & Applications	17-18
Rotary Hammer Drills	19
Portable Magnetic Drills	20-21
Bevelers	22
Diamond Core Drilling	23
Overview	24
Diamond dry core drills and accessories	26-27
Diamond wet-dry core drills and accessories	28-31
Diamond wet core drills and accessories	32-37
Core drill motors	38-39
Drill rigs	40-42
Diamond core drilling units	43-47
Diamond core drilling units accessories	48
Diamond pneumatic and hydraulic core drills and accessories	49
Diamond drill bits	50-53
Water recycling system	54/108
Mixing	55
Overview	56
Mixing drills/stirrers	59-61
Paddles/stirring rods	62-63
Mixing stations and stands	64-67
Mixing accessories and portable stands	68
Grinding/Sanding/Surface Prepping	69
Overview	70
Grinding/milling machines	72-74
Scouring/scarifying machine	75
Accessories sanding/grinding/milling	76-78
Scabblers, pneumatic hand-held and walk-behind	79-81
Scarifiers, hand-held, Rotopeen™	82
Scalers, needle & chisel	83-86
Insulation & drywall sanding machines	87
Smoothing machines	88
Wood sanding machine	89
Accessories	90
Sawing/Cutting/Slitting	91
Overview	92
Sawing/cutting/slitting machines	93-99
Accessories	100
Vacuuming	101
Overview	102
Industrial vacuum cleaners, HEPA, for dust collection tools	106
Industrial vacuum cleaners, special, for dust collection tools	107
Water recycling system/slurry containment vacuum	108
Accessories	109
Product overview	110-111

DRILLING, DRIVING & BEVELLING





Model	Catalog page	Max. drilling Ø	Arbor/Spindle connection	Power input	Rated speed
HAND-HELD DRILLING					
 EHB 16/1.4 S R/L	12	 Wood 2 5/8"  Alu 1"  Steel 5/8"	5/8" Keyless	7.3 Amp/ 110 Volt	0-450 rpm
 EHB 16/2.4 S R/L	12	 Wood 2 5/8"  Alu 1"  Steel 5/8"	5/8" Geared	10 Amp/ 110 Volt	0-430/ 0-760 rpm
 EHB 20/2.4	13	 Wood 3"  Alu 1 1/4"  Steel 3/4"	MT 2	10.5 Amp/ 110 Volt	250/ 450 rpm
 EHB 32/2.2 R/RL	14	 Wood 4"  Alu 2 1/4"  Steel 1 1/4"	MT 3	16.3 Amp/ 110 Volt	60-140/ 200-470 rpm
 EHB 32/4.2	14	 Wood 4"  Alu 2 1/4"  Steel 1 1/4"	MT 3	15.5 Amp/ 110 Volt	110/175/ 245/385 rpm
 ETE 32/2.3 R/RL	15	 Wood 4"  Alu 2 1/4"  Steel 1 1/4"	MT 3	16.3 Amp/ 110 Volt	30-75/ 90-230 rpm
DRIVE MOTORS					
 EAW 16/2 R/L	15		5/8" x 16 UN	9 Amp/ 110 Volt	510/ 950 rpm
 EAU 34/4 B & EAU 34/4 CB	16	N/A	MT 3	20 Amp/ 110 Volt	80/130/ 360/570 rpm
 EAU 36/4 R/RL & EAU 36/4 R/RL CB	16	N/A	MT 3	22 Amp/ 110 Volt	50-120/ 80-190/ 110-270/ 180-420 rpm
OTHERS					
Rotary Hammer Drills 	19				
Portable Magnetic Drills 	20				
Bevelers 	22				

230 Volt machines are also available



Special Motors Available on Request

Also available in 230 V

HAND-HELD DRILLING MACHINES

The EIBENSTOCK high performance hand-held drills are ideal for drilling steel, aluminium, plastic and wood, as well as for OEM driving applications. All machines are robust and powerful for continuous use and highly reliable operation. EIBENSTOCK drilling machines are used in the metalworking and assembly industries, as well as steel construction, machinery, plant and vehicle renovation and the carpentry and wood industries. Special motors are available for OEM and driving applications.



Hand-held drilling machine EHB 16/1.4 S R/L



DIAMETER
Ø 5/8"
in steel

GEARS
1

Hand-held drilling machine EHB 16/2.4 S R/L



DIAMETER
Ø 5/8"
in steel

GEARS
2

Compact models

USE:

- Drilling and screwing of wood, aluminium and steel
- Mobile for easy transport to site
- Metal and timber construction

FEATURES:

- Soft start speed control for precise drilling/screwing
- Variable-speed models for optimum speed selection
- Reversible – easily remove screws and back out drill bits
- High-torque gearbox for powerful drilling
- Adjustable handle with aluminium clamp – easily adapt working position and handle configuration
- Long front handle allows for easy handling at high torque and optimal power transmission



SPECIFICATIONS	MODEL NO. EHB 16/1.4 S R/L
Power input	9.6 Amp
Rated voltage	110 V ~
Load speed	0-450 rpm
Max. drilling Ø wood/alu/steel	2 5/8" / 1" / 5/8"
Reversible	Yes
Arbor/Spindle connection	5/8" Keyless
Collar diameter	1 3/4"
Weight	7 lbs.

Supplied

in a box with drill chuck key

SPECIFICATIONS	MODEL NO. EHB 16/2.4 S R/L
Power input	10 Amp
Rated voltage	110 V ~
Load speed	0-430/0-760 rpm
Max. drilling Ø wood/alu/steel	2 5/8" / 1" / 5/8"
Reversible	Yes
Arbor/Spindle connection	5/8" Geared
Collar diameter	1 3/4"
Weight	7 lbs.

Supplied

in a box with drill chuck key



High torque model

USE:

- Drilling of wood, aluminium, steel
- Metal and timber construction

OPTIONS INCLUDE:

- 2-speed gearbox – ideal transmission for high torques
- Morse taper connection – versatile spindle connection



GEARS



DIAMETER



SPECIFICATIONS

MODEL NO. EHB 20/2.4

Power input	10.5 Amp
Rated voltage	110 V ~
Load speed	250/450 rpm
Max. drilling Ø wood/alu/steel	3" / 1 1/4" / 3/4"
Reversible	No
Arbor/Spindle connection	MT 2
Collar diameter	2 1/4"
Weight	9.2 lbs.

Supplied

in a box with drift key





Hand-held drilling machine EHB 32/2.2 R/RL



DIAMETER
Ø 1 1/4"
in steel

GEARS
2

Hand-held drilling machine EHB 32/4.2



DIAMETER
Ø 1 1/4"
in steel

GEARS
4

Powerful models

USE:

- Hand-held or stand mounted drilling and screwing (EHB 32/2.2 R R/L) in wood, aluminium, steel
- Ideal for reaming and tapping steel
- As a driving motor for mills, spindles, bar boring, pipe beveling and valve turning
- Metal and timber construction, machine, plant and vehicle construction

FEATURES:

- Soft start and thermal overload for the protection of the machine and user (EHB 32/2.2 R R/L)
- Constant speed and torque control allows for precise drilling (EHB 32/2.2 R R/L)
- Mechanical safety clutch – for user safety
- Morse taper connection – versatile spindle connection



SPECIFICATIONS	MODEL NO. EHB 32/2.2 R/RL
Power input	16.3 Amp
Rated voltage	110 V ~
Load speed	60-140/200-470 rpm
Max. drilling Ø wood/alu/steel	4" / 2 1/4" / 1 1/4"
Reversible	Yes
Arbor/Spindle connection	MT 3
Collar diameter	2 1/2"
Weight	14 lbs.

Supplied

in a box with drift key

SPECIFICATIONS	MODEL NO. EHB 32/4.2
Power input	15.5 Amp
Rated voltage	110 V ~
Load speed	110/175/245/385 rpm
Max. drilling Ø wood/alu/steel	4" / 2 1/4" / 1 1/4"
Reversible	No
Arbor/Spindle connection	MT 3
Collar diameter	2 1/2"
Weight	15 lbs.

Supplied

in a box with drift key



OEM



DIAMETER
Ø 1 1/4"
in steel

GEARS
2

Shown with
optional
square drive



GEARS
2

OEM



Powerful motors

USE:

- Ideal for drilling, reaming and tapping steel
- Perfect for tube rolling and expanding for fire tube and water tube boilers
- OEM driving applications include mills, spindles, bar boring, pipe beveling and valve turning

FEATURES:

- High-torque, slow-speed two-gear and variable-speed reversible motors
- Mechanical safety clutch prevents operator injury or damage to the tool
- Morse Taper #3 arbor
- Inclusive square drive adapter

Driving motors

USE:

- OEM driving applications include mills, spindles, bar boring, tube rolling, valve turning and more
- High-torque, reversible electric drill motors for custom applications

OPTIONS INCLUDE:

- Integrated control box for on/off control (shown)
- Wires to connect to external control box (EAU 34/4 B)

SPECIFICATIONS	MODEL NO. ETE 32/2.3 R/RL
Power input	16.3 Amp
Rated voltage	110V ~
Load speed	30-75/90-230 rpm
Max. drilling Ø wood/alu/steel	4" / 2 1/4" / 1 1/4"
Reversible	Yes
Arbor/Spindle connection	MT 3
Collar diameter	2 1/2"
Weight	15 lbs.


Supplied

in a box with drift key

SPECIFICATIONS	MODEL NO. EAW 16/2 R/L
Power input	9 Amp
Rated voltage	110V ~
Load speed	510/950 rpm
Reversible	Yes
Arbor/Spindle connection	5/8" x 16 UN
Collar diameter	1 3/4"
Weight	7 lbs.

Supplied

in a box





High-torque drive motor, reversible EAU 34/4 B and EAU 34/4 CB



Drive unit EAU 36/4 R/RL and EAU 36/4 R/RL CB

OEM



GEARS



OEM



GEARS



Driving motors

USE:

- OEM driving applications include mills, spindles, bar boring, tube rolling, valve turning and more
- High-torque, reversible electric drill motors for custom applications

OPTIONS INCLUDE:

- Integrated control box for on/off control (shown)
- Wires to connect to external control box (EAU 34/4 B)

Driving motors

USE:


- Driving applications include mills, spindles, bar boring, tube rolling, valve turning and more
- High-torque, reversible electric drill motors for custom applications

OPTIONS INCLUDE:

- Integrated control box for on/off control (EAU 36/4 R/RL CB)
- Wires to connect to external control box (EAU 36/4 R/RL shown)

SPECIFICATIONS	MODEL NO. EAU 34/4 CB
Power input	20 Amp
Rated voltage	110 V ~
Load speed	80/130/360/570rpm
Max. drilling Ø wood/alu/steel	N/A
Reversible	Yes
Arbor/Spindle connection	MT 3
Collar diameter	...
Weight	19.5 lbs.



SPECIFICATIONS	MODEL NO. EAU 36/4 R/ RL CB
Power input	22 Amp
Rated voltage	110 V ~
Load speed	50-120/80-190/110-270/180-420 rpm
Max. drilling Ø steel	N/A
Reversible	Yes
Spindle connection	MT 3
Collar diameter	...
Weight	20 lbs.




High-torque, reversible electric drill motors for custom applications



Control Boxes with On/Off, Variable Speed



Gear Selection Knob
Holes for Mounting
(Model EAU 34/4 only)



Spindle Options:
MT2 / MT3
Square Drive or Threaded

Driving applications include mills, spindles, bar boring, tube rolling, valve turning and more.

Custom Design Options Include:

- ✓ Forward/Reverse
- ✓ Variable Speeds
- ✓ Multiple Gears
- ✓ Spindle: MT or Special
- ✓ Multifunctional Control Boxes or Handles
- ✓ 1/2 to 4 HP
- ✓ Modular Design

Contact us today to configure the motor that meets your specific driving applications.



Forward/Reverse Control
Electronic Torque Control
Variable-speed Dial



Pneumatic and hydraulic: powerful percussion drilling for concrete and masonry

- SDS Plus and SDS Max chuck
- Safety clutch protects against overloading and jamming
- Hammer and rotary drilling modes
- Hydraulic hammer drills operate at 1160 PSI – Pressure Reducing Valves available (see below)
- Open center hydraulic standard, closed center optional



Air Model
2 2404 0010
SDS Plus up to 1" dia.

Models available for ATEX / Ex Zones and Underwater applications

SDS Max – Modes of Operation


2" bit capacity for drilling concrete and masonry

Hammer with Rotation
Ideal for concrete drilling

Rotation Only
For drilling steel and wood (not reversible)



Air Model
2 2417 0010
SDS Max



Hydraulic Model
2 2418 0010
SDS Max

Second handle position
SAE #8 port for hydraulic hose connection

SDS Drill Bits



Small Masonry Bits
SDS Plus up to 1" dia.

Large Masonry Bits
SDS Max up to 2" dia.

Closed-Center Flow Control Valve

Optional accessory
Part No. 38632



SDS Plus – Hammer and Drill

1" bit capacity for drilling concrete and masonry

Drill concrete anchor holes, thru holes, piping and mechanical openings for construction and repair work. Switches to rotary drilling mode for steel and wood.



Hydraulic Model
2 2406 0010
SDS Plus
SAE #8 oil port

Pressure Reducing Valves

PRV Part No. 2 2406 9970 reduces output pressure of standard hydraulic power units from 2000 PSI (140 bar) to 1160 PSI (80 bar). Included with SDS Plus Hydraulic Hammer Drill 2 2406 0020 and SDS Max Hydraulic Hammer Drill 2 2418 0020.

Pressure Reducing Valve Part No. 2 2406 9900 reduces the output pressure of larger-output hydraulic units (i.e. backhoes, large earth tractors, excavators, service trucks, etc.) from max. 5075 PSI (350 bar) to 1160 PSI (80 bar) working pressure.



Pneumatic Hammer Drill Model No.	Blows/minute (BPM)	Drill Speed (RPM)	Solid Bit Capacity (Concrete)	Core Bit Capacity (Concrete)	Twist Drill (Wood)	Motor Power (HP)	CFM @ 90 PSI	Tool System	Dimensions (Inches)	Weight (lbs.)
2 1266 0010*	0-2000	0-950	1/2" dia.	1" dia.	3/8" dia.	0.75	21	1/2" Chuck	12 x 8 1/2 x 4	7
2 2404 0010	0-3000	0-625	1" dia.	3" dia.	3/4" dia.	0.7	21	SDS Plus	16 x 8 1/2 x 4	11
2 2404 0030*	0-3000	0-625	1" dia.	3" dia.	3/4" dia.	0.7	21	SDS Plus	16 x 8 1/2 x 4	11
2 2417 0010*	0-2500	0-250	2" dia.	6" dia.	1 1/4" dia.	1.6	53	SDS Max	19 1/2 x 9.8 x 4 1/2	26

* Underwater model – Optional underwater air tool line conditioner to displace moisture, Part No. MS 9105.

Hydraulic-Hammer Drill Model No.	Blows/minute (BPM)	Drill Speed (RPM)	Solid Bit Capacity (Concrete)	Core Bit Capacity (Concrete)	Twist Drill (Wood)	Power @ 1160 PSI	Flow @ 1160 PSI (GPM)	Tool System	Dimensions (Inches)	Weight (lbs.)
2 2406 0010	0-3400	0-625	1" dia.	3" dia.	3/4" dia.	0.8 HP	5.8-13.2	SDS Plus	18 x 10 1/4 x 4	15
2 2406 0020	Same as above. Includes 2 2406 9970 Pressure Reducing Valve for 2000 PSI.									
2 2418 0010	0-2500	0-250	2" dia.	6" dia.	1-1/4" dia.	1.8 HP	2.6-13.2	SDS Max	19 1/2 x 11 1/8 x 7 1/2	37
2 2418 0020	Same as above. Includes 2 2406 9970 Pressure Reducing Valve for 2000 PSI.									

Hydraulic Hammer Drills operate at hydraulic pressures of 1160 PSI max. Pressure Reducing Valves are available to reduce pressure from 2000 PSI or 5000 PSI. See above. Available with optional closed center.

Fast, accurate hole cutting... on the job site or in the shop!

Designed for heavy-duty operation, CS Unitec's portable magnetic drills are ideal for drilling structural steel and metal. We offer a full line of compact, powerful and reliable portable magnetic drills for holes up to 5-1/8" diameter. All CS Unitec drills are heavy-duty for use in construction and industry.

Cut up to 5-1/8" • Twist Drill up to 1-3/4" • Tap up to 1-5/8"

Unique features of CS Unitec's portable magnetic drill line:

- Variable-speed, multiple-gearred models
- Reversible motors for tapping and machining
- Swivel base stand for hard-to-reach areas
- Low-profile, compact for drilling in tight spaces
- Manual or automatic feed
- Lightweight – from 24 lbs.



MAB 825 & 845
 ø 4" cutter capacity
 ø 1-1/4" twist drill capacity
 ø 1-1/8" tapping capacity
 Swivel base (MAB 845)
 Reversible, 4-gear motor



MAB 1300
 ø 5-1/8" cutter capacity
 ø 1-3/4" twist drill capacity
 ø 1-5/8" tapping capacity
 Reversible, 4-gear motor
 The ultimate in power



MABasic 200
 ø 1-1/4" cutter capacity
 ø 1/2" twist drill capacity
 Lightweight – 27 lbs.



MAB 150
 ø 1-1/2" cutter capacity
 For drilling in tight spaces



Twist Drilling



Tapping



Reaming



Countersinking



AIRBOR™ AB-4300
 Pneumatic power for ATEX
 and Ex Zones
 ø 2-1/16" cutter capacity
 ø 1/2" twist drill



HB-4400 – for Underwater
 Hydraulic power
 ø 2-1/16" cutter capacity
 ø 1/2" twist drill
 For marine, construction and
 underwater applications



Annular Cutters for burr-free finished holes, without predrilling or step drilling

6-Series HSS Unibroach™ Annular Cutters

Fully ground high-speed steel

Cutting Depth:	1"	2"	3"	4"
Drilling Dia.	7/16" - 5-1/8"	7/16" - 5-1/8"	3/4" - 5-1/8"	3/4" - 5-1/8"

8-Series ARMOR-PLATED Unibroach™ Annular Cutters

Fully ground high-speed steel with TiAlN hard coating – for higher working temps

Cutting Depth:	1"	2"	3"
Drilling Dia.	7/16" - 5-1/8"	7/16" - 5-1/8"	3/4" - 5-1/8"

9-Series Unibroach™ TCT Hornet Annular Cutters

Sintered carbide with Tungsten Carbide tips

Cutting Depth:	1"	2-3/8"	3-3/8"
Drilling Dia.	1/2" - 2"	1/2" - 5-1/8"	3/4" - 5-1/8"

* Special cutter depths up to 8" are available.



Also available:
Cobalt Cutters
Large-diameter Cutters
Carbide-tipped Hole Saws
Unibroach® Stack Cutters

Accessories for hole cutting, twist drilling, tapping and more

Lubricants

Non-toxic ProLube™ Lubricants prolong tool life by reducing friction and wear

Pilot Pins, Drill Chucks and Tapping Tools

Wide variety for cutting, twist drilling and tapping

Arbors and Extensions

Manual and automatic cooling models, as well as quick-lock, no-tools arbor; extensions extend cutter reach up to 18"

MOBIL CLAMP, Stand and Vise

Convert magnetic drilling machine to bench drill

Vacuum Plates

For diamond plates and smooth surfaces

Pipe Saddle Clamp

Safe, secure drilling of pipes and tubular material




EKF Multipurpose Beveling Machines

Bevel, deburr, chamfer and prepare weld seams faster and cleaner than angle grinders

- Bevel 30°, 45°, 0.063" (1.6mm) or 0.098" (2.5mm) radius on steel, stainless, nonferrous metals, brass and plastics
- Deburr and chamfer; straighten edges, internal and external radii; and countersink holes from 7/8" dia.
- Fine adjustment feature for slight chamfers when deburring for the preparation of weld seams
- Ideal for: Boiler and process plant construction (prepare weld seams on heat exchangers); Mechanical engineering (deburr machine parts, chamfer edges to protect against paint peeling and create visible edges); Sheet metal (deburr cut edges); Moldmaking (straighten edges, internal and external radii and countersink holes from 7/8" dia.)

Three Models:
EKF 300.3 - 30°
EKF 450.3 - 45°
EKF 452.3 - 2.5R



Radius Cutters:
0.063" / 1.6mm cutting inserts (SHM 201)
0.098" / 2.5mm cutting inserts (SHM 202)



One Machine, Four Milling Options

30° EKF300.3 Milling cutter 30°, Chamfer 0 - 1/4"	45° EKF450.3 Milling cutter 45°, Chamfer 0 - 1/4"	Radius 0.063" (1.6mm) 0.098" (2.5mm)
--------------------------------------------------------------------	--------------------------------------------------------------------	--------------------------------------------------------------

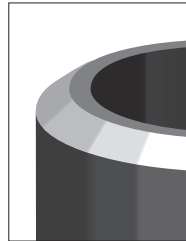
SKF Beveling Machine for Plates and Pipes

Fast, easy preparation of weld seams and bevels on plate or pipe

- Bevel 15° to 60° angles and land width up to 3/4" on steel, stainless steel, aluminum and nonferrous metal plates and pipe
- Work on welding angles and weld preparation on pipes/tubes with a minimum OD of 6-1/4" (160mm) with built-in pipe roller guide; ideal for beveling pipe 6-1/4" OD and larger
- Robust design, single operator control and easy handling
- Anti-vibration system for operator comfort




SKF 025




AutoCUT 500 Automatic Edge Processing Machine

Powerful, self-guiding beveling machine for 15° to 60° edges on plate up to 1.5" thick

- Bevel 15° to 60° angles and land width up to 1-3/16" on steel, stainless steel, aluminum and nonferrous metal plates and pipe
- Unit propels itself on the plate, no need for a cart or stand
- Automatic feed and return
- Reversible carbide cutting inserts



AutoCUT 500



Model No.	Motor Power	Beveling Angle	Max. Bevel Width*	Cutting Speed	Cutting Inserts Qty.	Dimensions	Weight (lbs.)
EKF Multipurpose Beveling Machines							
EKF 300.3	13.5 Amp/110V	30°	1/4"	3000 SFPM	3	12-1/2" L x 5-1/2" W x 11-5/8" H	10.5
EKF 450.3	13.5 Amp/110V	45°					
EKF 452.3	13.5 Amp/110V	2.5mm (0.098")					
SKF Beveling Machine for Plates and Pipes							
SKF 025	16 Amp/110V	15° - 60° Continuously Adjustable	3/4"	1800 SFPM	10	16-1/2" L x 13" W	43
AutoCUT 500 Automatic Edge Processing Machine							
AutoCUT 500	220 V / 3-Phase	15° - 60° Continuously Adjustable	1-3/16"	2750 SFPM	6	23-1/2" L x 24" W x 20-1/2" H	110

DIAMOND CORE DRILLING





Model	Catalog page	Wet/Dry drilling	Spindle connection	Power input	Load speed
DRY CORE DRILLING					
EHD 2000 S 	26	 up to 6" dia.	5/8" x 11 UNC	13.6 Amp/ 110 Volt	0-1,000/ 0-2,000 rpm
WET/DRY CORE DRILLING					
ETN 2001 P 	28	 up to 4" dia.  up to 4" dia.	5/8" x 11 UNC 1 1/4" x 7 UNC	15 Amp/ 110 Volt	0-800/ 0-1,570 rpm
ETN 162/3 	30	 up to 6 3/8" dia.  up to 8" dia.	5/8" x 11 UNC 1 1/4" x 7 UNC	19.5 Amp/ 110 Volt	0-510/ 0-1,150/ 0-2,500 rpm
WET CORE DRILLING					
END 712 P 	32	 5/32" to 3/4" dia.	M 12 x 1.5 male	6 Amp/ 110 Volt	0-8,000 rpm
END 1550 P 	34	 1/4" to 2 5/8" dia.	Quick-Lock Connector 5/8" x 11 UNC	13 Amp/ 110 Volt	1,800- 4,400 rpm
END 130/3.1 PO 	36	 up to 6" dia.	5/8" x 11 UNC 1 1/4" x 7 UNC	15 Amp/ 110 Volt	600/ 1,300/ 2,800 rpm
CORE DRILL MOTORS					
EBM 352/3 	39	 up to 14" dia.	1 1/4" male	20 Amp/ 110 Volt	230/ 500/ 1,030 rpm
PLD 450 B 	39	 up to 18" dia.	1 1/4" male	30 Amp/ Circuit/ 110 Volt	190/ 400/ 840 rpm
CORE DRILLING UNITS					
DBE 160 	43	 up to 6" dia.	5/8" and 1 1/4" x 7 UNC	18 Amp/ 110 Volt	450 rpm
ETN 162/3 PSA & ETN 162/3 PSV 	44	 up to 6 3/8" dia.  up to 8" dia.	5/8" x 11 UNC & 1 1/4" x 7 UNC	19.5 Amp/ 110 Volt	0-510/ 0-1,150/ 0-2,500 rpm
EBM 352/3 PSA & EBM 352/3 PSV 	46	 up to 14" dia.	1 1/4" male	20 Amp/ 110 Volt	230/ 500/ 1,030 rpm
PLD 450 SA 	47	 up to 18" dia.	1 1/4" male	30 Amp/ 110 Volt	190/ 400/ 840 rpm

230 Volt machines are also available



DIAMOND CORE DRILLING



FEATURES OF DIAMOND CORE DRILLS

With the widest range of diamond core drills, CS Unitec and EIBENSTOCK have models for cutting holes from 5/32" to 18" dia. in floors, walls and ceilings. Fast drilling of reinforced concrete, concrete, brick, block and stone with hand-held and rig-mounted wet and dry models. Ideal for professional drilling applications, EIBENSTOCK core drills are powerful and reliable and are available with a wide range of accessories.



Diamond dry core drill EHD 2000 S



**INCLUDED
5/8" ADAPTER**

The universal tool for installation holes up to Ø 6"

USE:

- Dry drilling up to 6" in internal brick, brickwork, blockwork and other abrasive materials
- Creating wall and roof openings for plumbing, heating and ventilation installations
- For electrical installation work including switches and sockets

FEATURES:

- Electronic – soft start, temperature control and overcurrent cut-off
- Powerful 2-speed gearbox
- Mechanical safety clutch
- Additional handle – variable adjustment for operator comfort and safety

DIAMETER



DRY



GEARS



SPECIFICATIONS	MODEL NO. EHD 2000 S
Power input	13.6 Amp
Rated voltage	110V ~
Load speed	0-1,000/0-2,000 rpm
No-load speed	1,500/3,000 rpm
Drilling diameter	holes up to 6" dia.
Spindle connection	M 18 male + 5/8" x 11 UNC
Collar diameter	52mm
Weight	13 lbs.

Supplied

in a case without accessories



Concrete and stone drilling, grinding and sawing machines, when used with dust collection vacuums and accessories, offer additional protection to the operator. Users of this equipment should follow all OSHA and safety regulations. See page 101.





WITHOUT DUST EXTRACTION

Material



for brickwork, soft concrete

Diamond dry drill bits



Ø 1" to Ø 6"

Adapter

5/8" x 11 - M 18

35512000



**See pages 50-52 for
Diamond Core Drill Bits**

DIAMOND CORE DRILLING

WITH DUST EXTRACTION H

Material



for brickwork, soft concrete

**Centering shaft
spring loaded**



35612000

Drill bit for socket outlets Dry M 16



Length 2 3/4" (70mm)
Ø 2 3/4" and Ø 3 1/4"

**Dust
extraction**



M 16 - M 18

35240000



for sand-lime brick

**Centering shaft
spring loaded**



35612000



Length 2 3/4" (70mm)
Ø 2 3/4" and Ø 3 1/4"

WITH DUST EXTRACTION M 18 - 1 1/4"

Material



for brickwork,
sand-lime brick

Diamond dry drill bits 1 1/4" x 12 UNF



Length 9" (228mm)
Ø 1" to Ø 6"

**Dust
extraction**



1 1/4" x 12 UNF - 5/8" - 11 UNC

4400125

Diamond drill bits see page 50-52



**Sharpening block
8" x 4" x 2"**

35910000



Copper ring 1 1/4"
for easy removal of the drill bit

35450000 1 piece



**Industrial Wet/Dry Dust Collec-
tion Vacuums – See page 101**

**HEPA
Filtration**

CS 1225 H
6.6 Gals.

CS 1500 H
13 Gals.

CS 1445 H
9 Gals.

**Standard
Filtration**

CS 1225
6.6 Gals.

CS 1500
13 Gals.

CS 1445
9 Gals.



Diamond wet-dry core drill ETN 2001 P



**INCLUDED
5/8" & 1 1/4"
ADAPTERS**

Easy to use for holes up to Ø 4"

USE:

- Dry drilling in sand-lime brick, brickwork, clinker, brick and other abrasive materials as well wet drilling in reinforced concrete, natural stone and asphalt
- Plumbing, heating and ventilation construction, civil engineering, landscape construction

FEATURES:

- Electronic – soft start, temperature control and GFCI overcurrent cut-off, optical overload indication
- 2-speed oil bath gearbox – optimal lubrication
- Mechanical safety clutch
- Water supply on the gearbox extension
- Use for wet and dry drilling
- Additional handle – variable adjustment on the collar

DIAMETER



WET/DRY



GEARS



SPECIFICATIONS

MODEL NO. ETN 2001 P

Power input	15 Amp
Rated voltage	110 V ~
Load speed	0-800/0-1,570 rpm
No-load speed	1,100/2,300 rpm
Drilling diameter	free hand up to 3 1/4" with drill rig up to 4"
Spindle connections	M 18 male + 5/8" x 11 UNC + 1 1/4" x 7 UNC
Collar diameter	52mm
Weight	15 lbs.

Supplied

in a case without accessories



External water supply – easy to service



Concrete and stone drilling, grinding and sawing machines, when used with dust collection vacuums and accessories, offer additional protection to the operator. Users of this equipment should follow all OSHA and safety regulations. See page 101.



FOR WET DRILLING

Material



for reinforced concrete



for reinforced concrete

Diamond wet drill bits 5/8" UNC



12" drilling depth

Diamond wet drill bits 1 1/4"



12" drilling depth

Centering device with water collection
max. Ø 3 1/4"

35849000


Combination adapter

5/8" x 11 UNC, M 18

35110000

1 1/4" x 7 UNC, M 18

35112000



Water suction ring

Hand-Held: **35875**

For BST 104 Stand: **35897**



Spare seals

for water suction ring

79RK4955

**See pages 50-52 for
Diamond Core Drill Bits**

FOR DRY DRILLING WITH DUST EXTRACTION 1 1/4"

Material



for brickwork,
sand-lime brick

Diamond dry drill bits 1 1/4" x 12 UNF



12" drilling depth

Dust extraction



1 1/4" x 12 UNF - 5/8" x 11 UNC

4400125



**Water Recycling Vacuum – See
page 108**

Model CS 2000 vacuums slurry and
debris, separates water and pumps
clean water back to tool. Enables
easy disposal of slurry.

**Industrial Wet/Dry Dust Collection
Vacuums – See page 101**

HEPA Filtration	Standard Filtration
CS 1225 H 6.6 Gals.	CS 1225 6.6 Gals.
CS 1500 H 13 Gals.	CS 1500 13 Gals.
CS 1445 H 9 Gals.	CS 1445 9 Gals.



Water tank

3 gallon with 3 ft. hose and
Gardena Connector

251.623

Diamond drill bits see page 50-52



Sharpening block

8" x 4" x 2"

35910000



Copper ring 1 1/4"

for easy removal of the drill bit

35450000 1 piece



Guide ring for centering device

Please name order no. + Ø

358410 ... + 1", 1 1/4", 1 1/2", 1 5/8", 2", 2 1/4", 2 3/4", 3 1/4"



Drill rig BST 104/60

Specifications
see page 41



Diamond wet-dry core drill ETN 162/3



**INCLUDED
5/8" ADAPTER**

DIAMETER



WET/DRY



GEARS



SPECIFICATIONS

MODEL NO. ETN 162/3

Power input	19.5 Amp
Rated voltage	110 V ~
Load speed	0-510/0-1,150/0-2,500 rpm
Drilling diameter	Concrete (wet)
	1. Gear 3 1/4"-6 3/8"*
	2. Gear 1 3/4"-3 1/4"
* with drill rig	Brickwork (dry)
	1. Gear 4 3/4"-8"
	2. Gear 2 1/4"-4 3/4"
3. Gear 1/2"-2 1/4"	
Spindle connection	5/8" x 11 UNC & 1 1/4" x 7 UNC
Collar diameter	60mm
Weight	15 lbs.

Supplied

in a molded carrying case with water swivel and dust extraction, open wrench SW 32 + 41

The versatile drill for drilling up to Ø 6-3/8" in concrete (up to 3" by hand and 6-3/8" with drill stand)

USE:

- Dry drilling in sand-lime block, brick and other abrasive materials
- Wet drilling in reinforced concrete, natural stone and asphalt
- Plumbing, heating and ventilation construction, civil engineering, landscape construction

FEATURES:

- Newly developed, powerful 2,200 W motor, with high power reserves and a long lifetime
- Electronic - soft start, temperature control and GFCI overcurrent cut-off, optical overload indication, constant speed
- Service-LED - letting you know when the carbon brushes need changing (continues working approx. 10 working hours before shutdown)
- 3 speed oil bath gearbox - for optimal lubrication in all working positions, due to the newly developed oil pump
- Mechanical safety clutch
- Combination spindle with integrated connection for centering rod - fast, precise spot drilling
- Ergonomic handle with large switch for control and comfortable drilling
- Changing system - fast conversion between wet and dry applications
- Integrated level indicator on motor and handle
- Quick-mounting system - attach the machine to BST 182 V/S without any tools



Concrete and stone drilling, grinding and sawing machines, when used with dust collection vacuums and accessories, offer additional protection to the operator. Users of this equipment should follow all OSHA and safety regulations. See page 101.



FOR WET DRILLING

Material



for reinforced concrete



for reinforced concrete




Water suction ring
Hand-Held: **35875**
For BST 104 Stand: **35897**




Spare seals
for water suction ring
79RK4955

**Diamond wet drill bits 5/8" UNC
12" Drilling Depth**



**Diamond wet drill bits 1 1/4" UNC
12" Drilling Depth**



Special Sizes Available

**See pages 50-52 for
Diamond Core Drill Bits**

Centering device with water collection
max. Ø 3 1/4"

3584C000



FOR DRY DRILLING WITH DUST EXTRACTION

Material



for brickwork,
sand-lime brick

**Dry diamond vacuum drill bits
1 1/4" x 12 UNF**



Length 9", Ø 3 1/4"-8"

**Dust
extraction**



1 1/4" x 12 UNF - 5/8" - 11 UNC
4400125



**Water Recycling
Vacuum – See page 108**
Model CS 2000 vacuums
slurry and debris,
separates water and
pumps clean water back
to tool. Enables easy
disposal of slurry.

**Industrial Wet/Dry Dust Collection
Vacuums – See page 101**

HEPA Filtration	Standard Filtration
CS 1225 H 6.6 Gals.	CS 1225 6.6 Gals.
CS 1500 H 13 Gals.	CS 1500 13 Gals.
CS 1445 H 9 Gals.	CS 1445 9 Gals.



Water tank
3 gallon with 3 ft. hose and
Gardena Connector
251.623

Diamond drill bits see page 50-52



Sharpening block
8" x 4" x 2"
35910000



Sharpening plate
12 5/8" x 12 5/8" x 2 1/4"
35913000



Copper ring 1 1/4"
for easy removal of the drill bit
35450000 1 piece



Guide ring for centering device
Please name order no. + Ø
358410 ... + 1", 1 1/4", 1 1/2", 1 5/8", 2", 2 1/4", 2 3/4", 3 1/4"



Drill rig BST 182 V/S
Specifications
see page 42

**Set: ETN 162/3 + BST 182 V/S
= ETN 162/3 PSA**
Specifications
see page 44



Diamond wet "Mini Core" drill END 712 P



The fast model for up to Ø 3/4"

USE:

- Wet drilling in natural stone, tiles, ceramics, porcelain, stoneware, glass, concrete
- Blind or through holes for anchors and pipe, as well as gravestones and countertops
- Dowel holes
- Tilers, stonemasons and installation companies

FEATURES:

- Electronic switch – stepless speed control
- GFCI for overcurrent protection
- Optimal concentricity
- Integrated water supply
- Easy to service – shaft seals are easily replaceable
- Water supply control – on/off, stepless quantity control
- Lightweight, ergonomic design – easy handling
- Centering device (accessory)

DIAMETER



WET



GEARS



SPECIFICATIONS	MODEL NO. END 712 P
Power input	6 Amp
Rated voltage	110 V ~
Load speed	0-8,000 rpm
No-load speed	11,000 rpm
Max. drilling diameter	5/32" to 3/4"
Spindle connection	M 12 x 1.5 male
Weight	5 lbs.

Supplied

in a molded carrying case with depth gauge, and keyless chuck



Starter kit no. END 712 PC (shown above) includes drill, centering device with drilling template, water suction hose with Gardena-Connector, diamond wet full drill bits 1/4", 5/16", & 3/8", sharpening block




FOR WET DRILLING

Material



for concrete, tiles

Centering device with
drilling template



3583A000

Diamond wet drill bits




Ø 5/32 - 3/8"

Keyless chuck
FFS - M12 - 16



for natural stone,
stoneware

Centering device with
drilling template



3583A000

Diamond wet drill bits



Ø 1/2 - 3/4"

END 712 P Unicore Wet Diamond Bits

Order No.	Specifications
FF-040851	5/32" dia. x 1.6" depth
FF-050951	3/16" dia. x 1.6" depth
FF-065951	1/4" dia. x 2" depth
FF-080951	5/16" dia. x 2" depth
FF-101056	3/8" dia. x 2.4" depth
FF-121306	1/2" dia. x 3.2" depth
FF-161306	5/8" dia. x 3.2" depth
FF-201306	3/4" dia. x 3.2" depth



Water suction hose

35837000



Water Recycling Vacuum – See page 108

Model CS 2000 vacuums slurry
and debris, separates water and
pumps clean water back to tool.
Enables easy disposal of slurry.



Industrial Wet/Dry Dust Collection Vacuums – See page 101

HEPA Filtration	Standard Filtration
CS 1225 H 6.6 Gals.	CS 1225 6.6 Gals.
CS 1500 H 13 Gals.	CS 1500 13 Gals.
CS 1445 H 9 Gals.	CS 1445 9 Gals.



Water tank
3 gallon with 3 ft. hose and Gardena
Connector

251.623



Sharpening block
8" x 4" x 2"

35910000



Diamond wet core drill END 1550 P



**INCLUDED
5/8" ADAPTER**



DIAMETER



WET



GEARS



SPECIFICATIONS	MODEL NO. END 1550 P
Power input	13 Amp
Rated voltage	110 V ~
Load speed	1,800-4,400 rpm
Drilling diameter	1/4" to 2 5/8"
Spindle connection	Quick change adapter and 5/8" x 11 UNC adapter
Weight	7 lbs.

Supplied

in a molded carrying case with bayonet quick changing adapter G1/2" - 5/8" UNC and garden coupling

The versatile model for up to Ø 2 5/8" holes

USE:

- Wet drilling in natural stone, tiles, ceramic, porcelain, stoneware, glass and reinforced concrete
- Blind or through holes for fitting connectors as well as gravestones and worktops
- Anchor and mounting holes
- Ideal for construction, installation, natural stone and tiling applications

FEATURES:

- Electronics – variable-speed drilling without shock, dust and vibration
- GFCI for overcurrent protection
- Stainless steel spindle for corrosion-free wet operation
- Water supply control – on/off, stepless quantity control
- Quick-change system
- Can be used with drill rig BST 50V to keep stationary
- Centering device (accessory)

Speed regulation



Water supply control



FOR WET DRILLING

Material



for natural stone, tiles



for natural stone



for reinforced concrete



for concrete



for natural stone, tiles

Diamond wet drill bits 5/8" UNC




Bayonet shank



Diamond wet drill bits 5/8" x 11



Diamond wet drill bits



Ø 5/32 - 5/16"

Diamond wet drill bits



Ø 1/2 - 3/4"

**Spare seals
for centering device**

35842000

**Centering device
with water collection
(Gardena-Connector)
max. Ø 1"**

35836000

**Quick change
adapter**

G 1/2" - G 1/2"

38004000

**Quick change
adapter**

5/8" - G 1/2"

258.992

Adapter + Chuck



M 12 x 1.5 - G 1/2"

35122000

**Keyless chuck
FFS - M12 - 16**



**Water suction ring
WR 82**

3587R000



**Centering device
with drilling template**

3583A000



Water suction hose

35837000



Water tank

3 gallon with 3 ft. hose and Gardena Connector

251.623



Industrial Wet/Dry Dust Collection Vacuums – See page 102

HEPA Filtration

CS 1225 H, 6.6 Gals.

CS 1500 H, 13 Gals.

CS 1445 H, 9 Gals.

Standard Filtration

CS 1225, 6.6 Gals.

CS 1500, 13 Gals.

CS 1445, 9 Gals.



**Water Recycling Vacuum
– See page 108**

Model CS 2000 vacuums slurry and debris, separates water and pumps clean water back to tool. Enables easy disposal of slurry.

Diamond drill bits see page 50-52



**Sharpening block
8" x 4" x 2"**

35910000



**3 Spare seals
for quick change adapter**

35125000



**Guide ring for centering device
please name order no. + Ø**

358400... + 1/4", 1/2", 5/8", 3/4", 1"



Drill rig BST 85

Drill rig BST 50 V

specifications
see page 41



**INCLUDED
5/8" & 1 1/4"
ADAPTERS**

DIAMETER



WET



GEARS



SPECIFICATIONS

MODEL NO. END 130/3.1 PO

Power input	15 Amp
Rated voltage	110 V ~
Load speed	600/1,300/2,800 rpm
No-load speed	1,000/2,200/4,300 rpm
Drilling diameter	1. Gear 3 1/4"-6"*
* with drill rig	2. Gear 1 3/4"-3 1/4"
	3. Gear 1/2"-1 3/4"
Spindle connection	5/8" x 11 UNC & 1 1/4" x 7 UNC
Collar diameter	60mm
Weight	16 lbs.

Supplied in a molded carrying case with water swivel and wrenches SW 32 + 41

**Diamond wet core drill
END 130/3.1 PO**

**The compact, robust
3-speed drill for
up to Ø 6" in concrete**

USE:

- Wet drilling in reinforced concrete, natural stone and asphalt especially for narrow, difficult accessible places, e.g. in pits
- Aluminium housing suitable for civil engineering
- Sanitary, heating and ventilation construction, civil engineering, landscape construction

FEATURES:

- Overload temperature control and GFCI overcurrent cut-off, optical overload indication
- Cut-off carbon brushes – protects the motor
- 3-speed oil bath gearbox – optimal lubrication
- Short compact design
- Complete aluminium housing
- Integrated level bubble on motor and handle
- Side handle with connection for centering device or water collection



Drill rig BST 104/60
specifications
see page 41



Concrete and stone drilling, grinding and sawing machines, when used with dust collection vacuums and accessories, offer additional protection to the operator. Users of this equipment should follow all OSHA and safety regulations. See page 101.



FOR WET DRILLING

Material



for reinforced concrete



for reinforced concrete



for concrete-sewer pipe



Water suction ring

Hand-Held: **35875**
For BST 104 Stand: **35897**



Spare seals

for water suction ring
79RK4955



**Water Recycling Vacuum –
See page 108**

Model CS 2000 vacuums slurry and debris, separates water and pumps clean water back to tool. Enables easy disposal of slurry.

**Diamond wet drill bits 5/8" UNC
12" Drilling Depth**



**Diamond wet drill bits 1 1/4" UNC
12" Drilling Depth**



**Diamond wet drill bits 1 1/4" UNC
for Concrete Pipe
5-1/2" Drilling Depth**



- 36B166** 6.50" dia. (166 mm)
- 36B186** 7.30" dia. (186 mm)
- 36B200** 7.80" dia. (200 mm)

**Pipe drilling stand
RBS 200**



09651000

collar \varnothing 2 3/8"
max. drilling \varnothing 8"

**Centering device with water collection
max. \varnothing 3 1/4"**

35847000



**Industrial Wet/Dry Dust Collection
Vacuums – See page 101**

HEPA Filtration	Standard Filtration
CS 1225 H 6.6 Gals.	CS 1225 6.6 Gals.
CS 1500 H 13 Gals.	CS 1500 13 Gals.
CS 1445 H 9 Gals.	CS 1445 9 Gals.



Water tank

3 gallon with 3 ft. hose and Gardena Connector


251.623

Diamond drill bits see page 50-52



Sharpening block
8" x 4" x 2"

35910000



Sharpening plate
12 5/8" x 12 5/8" x 2 1/4"

35913000



Copper ring 1 1/4"
for easy removal of the drill bit

35450000 1 piece



Guide ring for centering device
Please name order no. + \varnothing

358410 ... + 1", 1 1/4", 1 1/2", 1 5/8", 2", 2 1/4", 2 3/4", 3 1/4"



Drill rig BST 104/60

specifications see page 44



FEATURES OF CORE DRILL MOTORS

Our core drills have a solid and sturdy construction and can be mounted to a variety of drill rigs.

TWO POWERFUL MOTORS



DIAMOND CORE DRILLING

	EBM 352/3	PLD 450 B
Power input	20 Amp / 110 Volt	30 Amp Circuit / 110 Volt
Load speed	230/500/1,030 rpm	190/400/840 rpm
Drilling diameter	up to 14"	up to 18"
Spindle connection	5/8" x 11 UNC 1 1/4" x 7 UNC	5/8" x 11 UNC 1 1/4" x 7 UNC
Machine connection to stand	Universal tool holder/Slide mount	Universal tool holder/Slide mount
Weight	27.5 lbs. (motor only)	28 lbs. (motor only)
Model no.	EBM 352/3P	PLD 450
Supplied	in a box with open end wrench SW 32 + 41	in a box with open end wrench SW 32 + 41

Drill up to 18" dia. in concrete, brick, block, natural stone and more.





Machine connection

can be used with drill motors of various brands
 - Quick-mounting system
 - Universal tool holder
 - Collar connection

Guides/bearings

smooth running, hard-wearing, adjustable

Spirit level

easy to level

Scale

easy adjustment of drilling depth

Feed lever

change without any tool, easy selection of the operating side

Tooth track

wide and constant, precise, long-lived

Additional handle*

easy transport

Aluminium colum

high torsional strength, light, 45° swivel

Rollers*

quick to mount, easy and light transport

Adjusting screws

robust, exact adjustment

** not present on all models*

Hole centre indicator

exact positioning

Base

- Space saving base (anchor)
 - Combined base (anchor or vacuum)
 - Special mounting (manual with two suction cups)

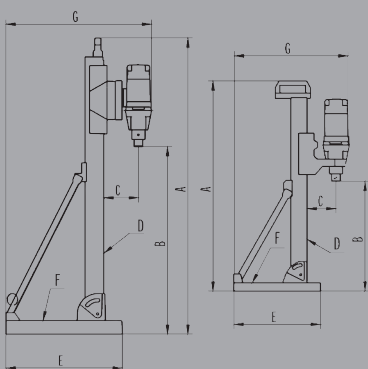
FEATURES OF DRILL RIGS

Our assortment of drill rigs and accessories that were developed and produced with EIBENSTOCK can be used for a variety of tasks, including drilling holes up to 18". The drill rigs are very light and easy to handle and can be used by a wide spectrum of the construction industry; from civil engineering and professional drilling companies to plumbers and electricians.



	BST 50 V*	BST 85	BST 104/60 V*	BST 162 V*
For model nos.	END 1550 P	END 1550 P* ¹ ETN 2001 P* ¹	ETN 2001 P* ¹ ETN 152 END 130/3.1 PO	ETN 2001 P* ¹ END 130/3.1 PO ETN 152 ETN 162
Max. drilling Ø at 90°	2 ¾"	4" Vacuum 1 ¾"	5 ¼"	6"
Column length* ¹	11 ¼"/aluminum	26 ¾"/aluminum	26 ¾"/aluminum	33 ½"/aluminum
Quick-mounting system	–	–	–	–
Universal tool holder	–	–	–	–
Collar mounting	Ø 53mm	Ø 60mm	Ø 60mm	Ø 60mm
Adjustable Angle	–	45° to 90°	45° to 90°	45° to 90°
Weight	15 lbs.	15.4 lbs.	18.7 lbs.	23.1 lbs
Space saving base (anchor)	–	–	12 ⅝" x 9"	12 ⅝" x 9"
Combined base (anchor/vacuum)	–	9 ¼" x 6 ¾"* ² (anchor only)	anchor/vacuum	anchor/vacuum
Special mounting	2 suction cups (manual)	–	–	–

* with braces *¹ Requires reducer ring #35820000 *² Vacuum set necessary - special accessory




dimensions	DBE 160	ETN 162	EBM 352	PLD 450 B
A	33 ⅔"	41 ⅓"	43 ⅜"	44"
B	21"	27 ⅝"	27 ⅙"	24 ⅝"
C	4 ⅞"	5"	8"	9 ½"
D profile	1 ⅞"x2 ⅝"	1 ⅞"x2 ⅝"	2 ¾"x2 ¾"	2 ⅜"x2 ⅜"
E	9"	13"	21 ¼"	11 ½"
F base plate width	6 ⅞"	9 ⅘"	13 ⅝"	7 ⅝"
G	14 ⅜"	20"	29"	22 ½"



	BST 182 V/S*	BST 300*	BST 300 V*	BST 352 V*	PLB 450*	PLB 450 ST*
For model nos.	ETN 162/3	EBM 350	EBM 350	EBM 352/3	PLD 450 B	PLD 450 B
Max. drilling Ø at 90°	8"	13 ¾"	13 ¾"	14"	18"	19 ¾"
Column length* ¹	39 ¼" / aluminium	39 ¼" / aluminium	39 ¼" / aluminium	39 ¼" / aluminium	39 ¼" / steel	39 ¾" / steel
Quick-mounting system	x	-	-	-	-	-
Universal tool holder	-	x	x	x	x	x
Collar mounting	-	-	-	-	-	-
Max. inclination	45°	45°	45°	45°	45°	45°
Weight	31 lbs.	40.8 lbs.	45.2 lbs.	49.6 lbs.	45.1 lbs.	59.5 lbs.
Space saving base (anchor)	-	17" x 13" (anchor only)	-	-	11 ½" x 7 ⅝" (anchor only)	12 ¼" x 11 ¾" (anchor only)
Combined base (anchor/vacuum)	13" x 9 ¾" * ² anchor/vacuum	-	20 ½" x 13" anchor/vacuum	15 ¾" x 12 ¼" * ² anchor/vacuum	-	-
Special mounting	-	-	-	-	-	-

* with braces *¹ other lengths on request *² Vacuum set necessary - special accessory

Machine connection:



Quick-mounting system



Universal tool holder



Collar mounting

Specifics:



BST 50 V:
Swivel range 360°



BST 182 V/S and BST 352 V:
mounted carriage on 4 special balls

The compact unit for drilling up to Ø 6"

USE:

- Wet drilling in reinforced concrete, natural stone and asphalt
- Plumbing, mechanical and electrical construction, as well as civil engineering and landscape construction

FEATURES:

- Powerful, 18 Amp motor
- Switch with GFCI overcurrent cut-off protection against overloading of the motor
- Cut-off carbon brushes – protection of the motor
- 1-speed oil bath gearbox – optimal lubrication
- Mechanical safety clutch
- Integrated water supply
- Stainless steel combination spindle for connecting to 5/8" and 1 1/4" drill bits
- Motor and rig as a complete unit
- Handy, robust and economical
- Space-saving, compact drilling unit – lightweight



DIAMOND CORE DRILLING



SPECIFICATIONS	MODEL NO. DBE 160
Power input	18 Amp
Rated voltage	110 V ~
Load speed	450 rpm
No-load speed	700 rpm
Max. drilling diameter	6"
Spindle connection	5/8" and 1 1/4" x 7 UNC
Column length	31"
Hub	21 3/4"
Weight	34 lbs.

Supplied

in a box with open wrench SW 32 + 41, without drill bit



See pages 50-52 for
Diamond Core Drill Bits



The versatile combination for drilling up to $\text{Ø } 6 \frac{3}{8}"$ with drill stand

USE:

- Wet drilling in reinforced concrete, natural stone and asphalt
- Dry drilling in limestone, brick, block and other abrasive materials
- Plumbing, mechanical and electrical construction, as well as civil engineering and landscape construction

FEATURES:

- Electronic – soft start, temperature control and overcurrent cut-off, optical overload indication, constant speed
- Service-LED – lets you know when the carbon brushes need changing (works for approx. 10 working hours before shutdown)
- 3 speed oil bath gearbox – for optimal lubrication in all working positions, due to the newly developed oil pump
- Mechanical safety clutch
- Combination spindle with integrated connection for centering rod – fast, precise spot drilling
- Changing system – fast conversion between wet and dry applications
- Integrated leveling indicator on the machine, as well as an additional handle and hole center indicator allow for exact drilling
- Quick-mounting system – apply the motor to the drill rig without the need for tools
- Column of the rig can be adjusted to 45°
- Compact combination base – fixing with anchor or vacuum (vacuum pump required)
- Feed handle changeover without any tools – easy change on the jobsite
- Removable wheel axle (accessory) – easy transport

DIAMETER



WET/DRY



GEARS



SPECIFICATIONS	MODEL NO. ETN 162/3 PSA/PSV
Power input	19.5 Amp
Rated voltage	110 V ~
Load speed	0-510/0-1,150/0-2,500 rpm
Drilling diameter	wet $\frac{1}{2}"$ - $6 \frac{3}{8}"$ dry $\frac{1}{2}"$ - $8"$
Spindle connection	$\frac{5}{8}"$ x 11 UNC & $1 \frac{1}{4}"$ x 7 UNC
Column length	39 $\frac{1}{4}"$
Hub	27 $\frac{3}{8}"$
Weight	34 lbs.

Supplied ETN 162/3 PSA =
 ETN 162/3 + BST 182 V/S
 without drill bit
 ETN 162/3 PSV: Also supplied with vacuum pump

Drill Stand Column



See pages 50-52 for Diamond Core Drill Bits

BST 182 V/S:
 mounted carriage on 4 special balls



The powerful unit for drilling up to Ø 14"

USE:

- Wet drilling in reinforced concrete, natural stone and asphalt
- Civil engineering

FEATURES:

- Powerful 20 Amp motor with high power reserves and a long lifetime
- Electronic – soft start, temperature control and over current cut-off, optical overload indication, constant speed
- Service-LED – lights up approx. 10 working hours before the carbon brushes need to be replaced
- 3 speed oil bath gearbox – for optimal lubrication in all working positions, due to the developed oil pump
- Mechanical safety clutch
- PUR-construction site cable – strong, for heavy duty use
- Universal connection – fasten the motor to the drill rig without any tools
- Integrated spirit level on the carriage, scale and hole center indicator on the drill rig – exact drilling
- Column of the rig can be adjusted to 45°
- Compact combination base – fixing with anchor or vacuum (vacuum set necessary)
- Feed lever change without any tools – easy change on the jobsite
- Removeable wheel axle – easy transport



DIAMOND CORE DRILLING

DIAMETER



WET



GEARS



SPECIFICATIONS	MODEL NO. EBM 352/3 PSA/PSV
Power input	20 Amp
Rated voltage	110 V ~
Load speed	230/500/1,030 rpm
Drilling diameter	14"
Spindle connection	1 1/4" x 7 UNC & 5/8" x 11 UNC
Column length	39 1/4"
Hub	24 1/4"
Weight	77 lbs.


Supplied

EBM 352/3 PSA =
 EBM 352/3 + BST 352 V
 without drill bit

EBM 352/3 PSV: Also supplied with vacuum pump



Drill Stand Column



BST 352 V:
 mounted carriage on 4 special balls

See pages 50-52 for Diamond Core Drill Bits



The robust, powerful unit for drilling up to Ø 18"

USE:

- Wet drilling in reinforced concrete, natural stone and asphalt
- Civil engineering

FEATURES:

- Powerful 30 Amp heavy-duty motor with high power reserves and a long lifetime
- Full aluminium housing – durable and resistant
- Electronic – soft start, temperature control and overcurrent cut-off, optical overload indication
- 3 speed oil bath gearbox – for optimal lubrication in all working positions, due to the developed oil pump
- Mechanical safety clutch
- PUR-construction site cable – strong, for heavy duty use
- Universal connection – fasten the motor to the drill rig without any tools
- Integrated spirit level on the carriage and scale on the drill rig – exact drilling
- Column swivel in three levels (75°/60°/45°)
- Steel column – robust, stable, resistant to buckling
- Tooth rail separately exchangeable – easy to maintain
- Compact base with cut-out for quick action bracing unit
- Feed lever change without any tools – easy change on the jobsite
- Removeable wheel axle – easy transport



**POWER REQUIRED
30 AMP, 110V**

DIAMETER

Ø 18"

WET



GEARS



SPECIFICATIONS	MODEL NO. PLD 450 SA
Power input	30 Amp
Rated voltage	110V ~
Load speed	190/400/840 rpm
Drilling diameter	up to 18"
Spindle connection	1¼" x 7 UNC & 5/8" x 11 UNC
Column length	39"
Hub	620 mm
Weight drilling unit	85 lbs

Supplied

PLD 450 SA =
PLD 450 B + PLB 450
without drill bit



**See pages 50-52 for
Diamond Core Drill Bits**



Diamond core drilling units ACCESSORIES

**Diamond drill bits and
drill bit extensions**
see page 51-52




Sharpening block
8" x 4" x 2"



Sharpening stone
12 5/8" x 12 5/8" x 2 1/4"

Spacer block (at DBE 300)
for drillings over Ø 10 1/4"
with 45° inclination



Copper ring 1 1/4"
for easy removing of drill bits
1 piece



Water tank
3 gallon with 3 ft.
hose and Gardena
Connector



251.623

Quick action bracing unit
5 3/5"-9 1/5" Hub




Wheel axle
for PLB 450 Stand




Tightening screw
with wing nut,
washer
1 dowel, Ø 1/2"



Fastening set concrete/stone
tightening screw,
wing nut, washer,
10 dowels, Ø 1/2",
1 punch bolt



Fastening set brickwork
with Rawl-anchor 1/2", Ø 3/4",
tightening screw with
nut and washer,
wing nut, washer



Pipe drilling device
for drill rig



Water suction ring



Spare seals
for water suction ring



**Water Recycling
Vacuum – See page 108**
Model CS 2000 vacuums
slurry and debris,
separates water and
pumps clean water back
to tool. Enables easy
disposal of slurry.



**Industrial Wet/Dry Dust Collec-
tion Vacuums – See page 101**

HEPA Filtration	Standard Filtration
CS 1225 H, 6.6 Gals.	CS 1225, 6.6 Gals.
CS 1500 H, 13 Gals.	CS 1500, 13 Gals.
CS 1445 H, 9 Gals.	CS 1445, 9 Gals.



Vacuum plate
for BST 102, 103, 152



Vacuum plate
for BST 300



Vacuum set
for BST 182 V/S, 352 V



Vacuum hose
Length 9 3/4 ft.



Vacuum pump 253 511
Duty: 25 l/min,
Max. drilling Ø: 6",
Max. vacuum: 850 mbar

Hydraulic Core Drills – Hand-Held and Rig-Mounted

- Rugged 3-speed gearbox with mechanical slip clutch
- Ideal for heavy-duty wet drilling in concrete, reinforced concrete and asphalt
- Self-regulating oil flow control – required volume of 6 GPM; flow up to 13 GPM is automatically bypassed back to the tank
- Hose diameter: 1/2" ID Hose with 3/8" FF (HTMA) Couplings



Model No.	Motor Power (HP)	Max. Drilling Dia.	Free Speed (RPM)	Connecting Threads	Oil Flow/ 2000 PSI	Weight (lbs.)	Stand
2 1317 0030	3.6	6"	380/900/1800	1-1/4"x7 UNC Male 5/8"x11 UNC Male G 1/2" Female	6 GPM	16	N/A
2 1317 0030 SA	3.6	6"	380/900/1800	1-1/4"x7 UNC Male 5/8"x11 UNC Male G 1/2" Female	6 GPM	47	Anchor Stand
2 1317 0030 SV	3.6	6"	380/900/1800	1-1/4"x7 UNC Male 5/8"x11 UNC Male G 1/2" Female	6 GPM	55	Combi Stand and Vacuum Pump
2 1327 0010 SA	4.2	12"	380/900/1800	1-1/4"x7 UNC Male G 1/2" Female Optional: 5/8"x11	6 GPM	69	Anchor Stand
2 1327 0010 SV	4.2	12"	380/900/1800	1-1/4"x7 UNC Male G 1/2" Female Optional: 5/8"x11	6 GPM	82	Combi Stand and Vacuum Pump

Note: Hand-held core drills are intended up to a max. of 3" dia. for hand-held drilling or up to 6" dia. with a stand.

Pneumatic Core Drills – Hand-Held and Rig-Mounted

- Rugged 3-speed gearbox with mechanical slip clutch
- Ideal for heavy-duty wet drilling in concrete, reinforced concrete and asphalt
- Pneumatic power for hazardous areas and Ex zones



Rig-Mounted Model
2 1328 0050 SA



Model No.	Motor Power (HP)	Max. Drilling Dia.	Load Speed (RPM)	CFM@ 90 PSI	Weight (lbs.)	Stand
2 1333 0010	2.1	3"	400/900/1600	77	18	N/A
2 1333 0010 SA	2.1	6"	400/900/1600	77	49	Anchor Stand
2 1333 0010 SV	2.1	6"	400/900/1600	77	51	Anchor Stand & Vacuum Pump
2 1335 0010	3.8	3"	300/700/1350	123	21	N/A
2 1335 0010 SA	3.8	6"	300/700/1350	123	52	Anchor Stand
2 1335 0010 SV	3.8	6"	300/700/1350	123	54	Anchor Stand & Vacuum Pump
2 1328 0050 SA	3.8	12"	300/700/1350	123	66	Anchor Stand
2 1328 0050 SV	3.8	12"	300/700/1350	123	72	Anchor Stand & Vacuum Pump

Note: Hand-held core drills are intended up to a max. of 3" dia. for hand-held drilling or up to 6" dia. with a stand.

DIAMOND CORE DRILLING

Water-Cooled Mini Diamond Core Bits – use with END 712 P + END 1550 P

Mini Diamond Core Bits from 5/32" to 3/4" are water cooled for long service life. Ideal for drilling hard tile, ceramic, granite and concrete.

Note: When using these bits with END 1550 P, Adapter 35122 and Keyless Chuck FFS-M12-M16 are required.

Special Features:

- Easy bit changeover with "Click and Go" keyless chuck
- Drills without cracks or spalding
- Precise holes
- Optional centering aids hold the bit steady and capture slurry

Item No.	Diameter
FF-040851	5/32"
FF-050951	3/16"
FF-065951	1/4"
FF-080951	5/16"
FF-101056	3/8"
FF-121306	1/2"
FF-161306	5/8"
FF-201306	3/4"




Also available: custom-configured diamond matrix and special lengths to correspond to your application – ask us for details!

Unicore Quick-Lock Wet Diamond Core Bits – For use with END 1550 P

Unicore Quick-Lock Bayonet System Wet Diamond Core Bits are ideal for high-performance drilling in concrete, reinforced concrete and natural stone. They are ideal for drilling anchor holes and dowel holes.

Special Features:

- Quick-lock bayonet connector standard (twist lock bayonet system is fast and easy)
- Quick-change bit system allows fast and easy removal of the center core
- Fast penetration coring bits (run at 6000 RPM on END 1550 P)
- Thin wall diamond crown
- Drill through steel rebar in reinforced concrete



Item No.	Diameter
EN38600	3/8"
EN12600	1/2"
EN58600	5/8"
EN34800	3/4"
EN20300	20mm
EN78800	7/8"
EN01800	1"
EN11812	1-1/8"
EN11412	1-1/4"

Also available: custom-configured diamond matrix and special lengths to correspond to your application – ask us for details!

Rebar Cutters



1/2" Chuck with SDS PLUS Shank for Rebar Cutters (for up to 1" dia. cutter) – P/N 2 2409 8999

1/2" Chuck with SDS MAX Shank for Rebar Cutters – P/N XRDCMKL12



Item No.	Dia.
XRC 900	1/2"
XRC 950	9/16"
XRC 1000	5/8"
XRC 1010	11/16"
XRC 1020	3/4"
XRC 1030	7/8"
XRC 1040	1"
RB-108*	1-1/2"

* Not for use in 1" Rotary Hammer Drill

Core Bit Extension Rods for use with Diamond Core Bits

Item No.	Ext.	Thread Connection
4-AEFE-150	6"	5/8" x 11 UNC
4-AEFE-300	12"	5/8" x 11 UNC
4-AEDF-150	6"	1-1/4" x 7 UNC
4-AEDF-300	12"	1-1/4" x 7 UNC
4-AEDF-600	24"	1-1/4" x 7 UNC
4-AEDF-900	36"	1-1/4" x 7 UNC



3/4" Chuck with G 1/2" thread for Rebar Cutters – P/N XRC 775

Unicore Wet Diamond Core Bits – Segmented

Unicore Wet Diamond Core Bits are ideal for high-performance drilling in reinforced concrete and masonry.

Special Features:

- Designed for high performance drilling in reinforced concrete and masonry
- 8mm segment height
- Diamond segments offer faster penetration and long life
- Ideal for all electric, pneumatic and hydraulic drill rigs
- Hand-held applications, less feed pressure required due to segments
- FE (5/8" x 11 UNC) or UF (1-1/4" UNC)

12" Drilling Depth
14" Overall Length



Item No.	Dia.	Max. RPM	Min. RPM
4CB010FE	3/8"	-	-
4CB014FE	1/2"	7960	4775
4CB016FE	5/8"	6368	3820
4CB020FE	3/4"	5307	3183
4CB022FE	7/8"	4549	2728
4CB026FE	1"	3980	2387
4CB030FE	1-1/8"	3538	2122
4CB032FE	1-1/4"	3184	1910
4CB040FE	1-1/2"	2653	1592
4CB045UF	1-3/4"	2274	1364
4CB052UF	2"	1990	1194
4CB065UF	2-1/2"	1592	955

Item No.	Dia.	Max. RPM	Min. RPM
4CB078UF	3"	1327	796
4CB089UF	3-1/2"	1137	682
4CB102UF	4"	995	597
4CB112UF	4-1/2"	884	531
4CB127UF	5"	796	477
4CB152UF	6"	663	398
4CB178UF	7"	569	341
4CB204UF	8"	498	298
4CB228UF	9"	442	265
4CB255UF	10"	398	239
4CB306UF	12"	332	199
4CB314UF	14"	284	171
4CB406UF	16"	249	149
4CB458UF	18"	221	133

Also available: custom-configured diamond matrix and special lengths to correspond to your application – ask us for details!

Threaded Diamond Core Bits and Barrels for Deep Drilling

- Designed for deep drilling in reinforced concrete and masonry
- Ideal for electric, pneumatic and hydraulic drill rigs
- Threaded barrels from 12" to 48" long
- 1" through 6-1/2" dia. threaded bits have a .187" segment
- 7" through 10" dia. threaded bits have a .250" segment

Also available: custom-configured diamond matrix to correspond to your application – ask us for details!




Ideal for special applications

Dia.	Threaded Diamond Bit	1-1/4" x 7 Threaded Cap	12" Core Barrel	24" Core Barrel	36" Core Barrel	48" Core Barrel
1"	TCB026	TCB026-CAP	TCB026-12	TCB026-24	TCB026-36	TCB026-48
1-1/4"	TCB032	TCB032-CAP	TCB032-12	TCB032-24	TCB032-36	TCB032-48
1-1/2"	TCB040	TCB040-CAP	TCB040-12	TCB040-24	TCB040-36	TCB040-48
2"	TCB052	TCB052-CAP	TCB052-12	TCB052-24	TCB052-36	TCB052-48
2-1/4"	TCB057	TCB057-CAP	TCB057-12	TCB057-24	TCB057-36	TCB057-48
2-1/2"	TCB065	TCB065-CAP	TCB065-12	TCB065-24	TCB065-36	TCB065-48
3"	TCB078	TCB078-CAP	TCB078-12	TCB078-24	TCB078-36	TCB078-48
3-1/2"	TCB089	TCB089-CAP	TCB089-12	TCB089-24	TCB089-36	TCB089-48
4"	TCB102	TCB102-CAP	TCB102-12	TCB102-24	TCB102-36	TCB102-48
5"	TCB127	TCB127-CAP	TCB127-12	TCB127-24	TCB127-36	TCB127-48
6"	TCB152	TCB152-CAP	TCB152-12	TCB152-24	TCB152-36	TCB152-48
7"	TCB178	TCB178-CAP	TCB178-12	TCB178-24	TCB178-36	TCB178-48
8"	TCB204	TCB204-CAP	TCB204-12	TCB204-24	TCB204-36	TCB204-48
9"	TCB228	TCB228-CAP	TCB228-12	TCB228-24	TCB228-36	TCB228-48
10"	TCB255	TCB255-CAP	TCB255-12	TCB255-24	TCB255-36	TCB255-48

Unicore Dry Diamond Core Bits – Segmented

Special Features:

- Quickly drills through block and brick with no water
- 7mm segment height
- Diamond segments offer faster penetration and long life
- 5/8" x 11 female thread
- Hand-held applications, less feed pressure required due to segments



Item No.	Size Description 5/8"-11	Max. RPM	Min. RPM
4CB026-Dry	1" dia. X .110	6000	2300
4CB032-Dry	1-1/4" dia. X .110	6000	2300
4CB040-Dry	1-1/2" dia. X .110	5000	1600
4CB045-Dry	1-3/4" dia. X .110	5000	1600
4CB052-Dry	2" dia. X .118	5000	1200
4CB057-Dry	2-1/4" dia. X .118	5000	1200
4CB065-Dry	2-1/2" dia. X .118	5000	1200
4CB078-Dry	3" dia. X .118	5000	800
4CB089-Dry	3-1/2" dia. X .118	5000	800
4CB102-Dry	4" dia. X .125	5000	700
4CB108-Dry	4-1/4" dia. X .125	5000	700
4CB112-Dry	4-1/2" dia. X .125	5000	700
4CB127-Dry	5" dia. X .125	3500	700
4CB152-Dry	6" dia. X .125	2500	600

Dry Diamond Vacuum Bits – for cured concrete and masonry

Dry vacuum bits are for cured concrete and masonry. They are not used in reinforced concrete where the steel is heavier than wire mesh. Dry vacuum bits must be used with a dry vacuum swivel.

Special Features:

- Quickly drills through block and brick with no water
- Drill depth up to 9"
- Diamond segments offer faster penetration and long life
- 1-1/4 - 12 female threaded hub
- Hand-held applications, less feed pressure required due to segments



Item No.	Dia.	Max. RPM	Min. RPM
4CB026-DVB	1"	6000	2300
4CB032-DVB	1-1/4"	6000	2300
4CB040-DVB	1-1/2"	5000	1600
4CB045-DVB	1-3/4"	5000	1600
4CB052-DVB	2"	5000	1200
4CB057-DVB	2-1/4"	5000	1200
4CB065-DVB	2-1/2"	5000	1200
4CB078-DVB	3"	5000	800
4CB089-DVB	3-1/2"	5000	800
4CB102-DVB	4"	5000	700
4CB112-DVB	4-1/2"	5000	700
4CB127-DVB	5"	3500	700
4CB152-DVB	6"	2500	600



Air Swivel for Dry Diamond Vacuum Bits

4400125

Carbide-Tipped Plate Cutters

- Designed for use in a core drill when a combination of concrete and steel is being drilled
- Cuts through steel plate, embedded rebar, or even wire mesh
- Can be used wet with a small amount of water, or dry
- Withstands rough usage

Note: All diameters are nominal, exact tolerances upon request.



Carbide-Tipped Plate Cutters

- 11" Usable Length
- 13-1/2" Overall Length
- 5/8"-11 hub thread size

Carbide-Tipped Plate Cutters

- 12" Usable Length
- 14-3/4" Overall Length
- 1-1/4" x 7 hub thread size

DIAMOND CORE DRILLING

Item No.	Dia.
CSPC-1202	1/2"
CSPC-1203	5/8"
CSPC-1204	3/4"
CSPC-1205	7/8"
CSPC-1206	1"
CSPC-1207	1-1/8"
CSPC-1208	1-1/4"
CSPC-1209	1-3/8"
CSPC-1210	1-1/2"
CSPC-1211	1-5/8"

Item No.	Dia.
CSPC-1212	1-3/4"
CSPC-1278	1-7/8"
CSPC-1213	2"
CSPC-1221	2-1/4"
CSPC-1214	2-1/2"
CSPC-1215	2-3/4"
CSPC-1216	3"
CSPC-1222	3-1/4"
CSPC-1217	3-1/2"
CSPC-1218	3-3/4"
CSPC-1223	4"

Item No.	Dia.
CSPC-1224	4-1/4"
CSPC-1219	4-1/2"
CSPC-1225	5"
CSPC-1220	5-1/2"
CSPC-6500	6"
CSPC-7000	7"
CSPC-8000	8"
CSPC-9000	9"
CSPC-1000	10"
CSPC-1100	11"
CSPC-1200	12"

CS 2000 Water Recycling and Slurry Containment Vacuum

Separates water and contains slurry

Ideal for core drills and other concrete power tools. Vacuums slurry and debris, separates water and pumps clean water back to tool. Enables easy disposal of slurry.

See page 108 for more details.



CS 2000 Water Recycling System:

- Portable Water Supply
- Wet/Dry Vacuum
- Slurry Containment System

Ideal for use with Concrete Core Drills and other Wet-working Tools

The **CS 2000** saves time and money, benefiting both the environment and your bottom line.

Work Faster – With both a portable water supply and a continuous loop system, you will conserve water and save time normally used for refilling portable pumps.

Work Cleaner – The slurry containment and vacuum system keeps the work area clean and dry – spend less time cleaning up. Ideal for indoor and outdoor applications such as hospitals, office buildings, factories, patios and more.

Work More Environmentally Friendly – Slurry is contained in a porous filter bag, allowing for safe, easy, proper waste disposal.

FEATURES:

- Powerful 17 amp motor, 7 gallon water capacity
- Integrated sump pump delivers water from tank to tool
- Vacuum suction brings water back to the tank into a porous filter bag
- Slurry and debris are captured and the clean water flows back into the tank for delivery back to the tool
- Slurry contained in a porous filter bag, allowing for safe, easy, proper waste disposal
- Continuous loop system conserves water and saves time when compared to refilling portable pumps



Model CS 2000 and attachments



The CS 2000 vacuum features:

Integrated Submersible Sump Pump with Replaceable Filter Sleeve

Powerful, robust operation has a flow rate of 78 GPM at level and a maximum water lift of 18 feet. Delivery is 10.5 GPM at 10 feet.

Secure, Reliable Connections

Power cable plug for sump pump and water recycling or discharge hose connection.

Heavy-duty Seals

Heavy-duty plugs seal vacuum for normal wet/dry cleaning and transport.

SPECIFICATIONS	MODEL NO. CS 2000
Power	17 Amp, 115 VAC/60Hz, 1-phase (includes 11 Amp Vac motor and 6 Amp sump pump)
Water capacity	7 gallons
Pump output	78 GPM at ground level 10.5 GPM at 10 ft. discharge height
Water lift	18 ft. max. discharge height
Water pressure	14.5 PSI (pump delivery)
Air flow	150 CFM
Canister volume	13 gallons
Canister	Stainless steel tank with cart
Dimensions	20.5" W x 21.6" L x 39.5" H
Weight	59 lbs.
Supplied	Vacuum hose, water recycling/discharge hose, slurry filter bags and owner's manual



Above: Integrated sump pump can recycle or discharge water.



Two switches operate motor and pump independently. Power socket for integrated sump pump.



When wet drilling, cutting or grinding, water can be continuously pumped to the work area, then vacuumed and filtered in the tank.

Water collection ring allows vacuum attachment.



Stainless steel canister can either be tilted (left) or lifted out of cart (right).

Large wheels, locking front casters, 26-ft. power cord and removable handle allow for easy maneuverability and transport.



See page 108 for accessories and more information.

PORTABLE MIXING DRILLS & STATIONS





Model	Catalog page	Paddle Diameter	Spindle connection	Power input	Load speed
EHR 18 S 	59	4 ¾"	M 14 female	9.5 Amp/ 110 Volt	0-450 rpm
EHR 20.1 R 	59	5 ½"	M 14 female	10.5 Amp/ 110 Volt	250-580 rpm
EHR 23/1.4 R 	60	6 ½"	M 14 female	14.5 Amp/ 110 Volt	100 - 275 rpm
EHR 23/2.4 S 	60	6 ½"	M 14 female	14.5 Amp/ 110 Volt	0-250/ 0-580 rpm
EZR 22 R R/L 	61	9 ½"	Special	10.5 Amp/ 110 Volt	140-400 rpm
Automix 90 	65	N/A	M 20 female	14 Amp/ 110 Volt	50 rpm
MEGA HIPPO® 	66	8 ½"	M 20 female	15 Amp/ 110 Volt	1st gear: 140 rpm 2nd gear: 470 rpm

230 Volt machines are also available



* not on all models

PROFESSIONAL MIXING DRILLS FOR FAST, EFFICIENT MIXING

From self-leveling cements to prefab mortar, EIBENSTOCK mixers do the job quickly. Every EIBENSTOCK mixer from CS Unitec has been designed for high reliability, with the power to provide optimum blending of construction materials on the job site.



FEATURES OF THE NEW GENERATION OF MIXERS



Damping and protection elements made of special rubber – protection of the machine and the surface in case of unintentional fall



Portable mixing stands save time by running mixers independently – air-filled tires for easy portability around the jobsite. Locking rods secure 5-gallon pail.



Wide, trapezoid design, ergonomic handles and a high positioned center of gravity – easy, well balanced guiding of the machine for greater leverage

Optional extensions and quick change adapters allow the user to easily change the mixing paddle and adapt the mixer to the user's size, without the need for tools.





BATCH SIZE
2 BAGS
20 GALLONS
700 LBS/HR

GEARS
1



BATCH SIZE
3 BAGS
25 GALLONS
900 LBS/HR

GEARS
1



The universal mixer up to 88 lbs.

USE:

- Mixing of building materials with low and middle viscosity, e.g. paint, glue, filler and leveling compounds, tile cement, ready-mixed mortar
- Ideal for use by floor renovators, drywall contractors, tilers, painters/plasterers and civil engineers

FEATURES:

- Electronic switch – variable speed control for less splashing
- Cap with labyrinth-guide – protection against dust, dirt, stones, splash water
- M 14 female direct stirrer connection – effective power transmission, high concentricity
- Damping and protection elements

The perfect adjustable mixer up to 120 lbs.

USE:

- Mixing of building materials with middle and high viscosity e.g. filler and leveling compounds, tile cement, ready-mixed mortar and plaster
- Ideal for use by floor renovators, drywall contractors, tilers, painters/plasterers and civil engineers

FEATURES:

- Soft start for less splashing
- Temperature control
- Variable speed control and constant speed – optimum settings on the material to be mixed
- M 14 female direct stirrer connection – effective power transmission, high concentricity
- Cap with labyrinth-guide – protection against dust, dirt, stones, splash water
- Damping and protection elements

MIXING

SPECIFICATIONS	MODEL NO. EHR 18 S SET
Power input	9.5 Amp
Rated voltage	110 V ~
Load speed	0-450 rpm
No-load speed	800 rpm
Capacity	2 bags, 20 gal.
Spindle connection	M 14 female
Weight	9 lbs.

Paddle Diameter Supplied 4 3/4" in a box with paddle WG 120

SPECIFICATIONS	MODEL NO. EHR 20.1 R SET
Power input	10.5 Amp
Rated voltage	110 V ~
Load speed	250-580 rpm
Capacity	3 bags, 25 gal.
Spindle connection	M 14 female
Weight	11.5 lbs.

Paddle Diameter Supplied 5 1/2" in a box with paddle MG 140





Mixer
EHR 23/1.4 R Set



Mixer
EHR 23/2.4 S Set



BATCH SIZE
5 BAGS
35 GALLONS
1800 LBS/HR

GEARS
1



BATCH SIZE
5 BAGS
35 GALLONS
1800 LBS/HR

GEARS
2

**The powerful mixer
up to 200 lbs.**

USE:

- Mixing of building materials with high viscosity, e.g. filler and leveling compounds, tile cement, ready-mixed mortar and plaster, screed, epoxy resins, sealants, granules
- Floor renovators, construction, tiler, plaster, civil engineering and landscaping

FEATURES:

- Variable-speed control – stepless speed regulation for less splashing
- M 14 female direct paddle connection – effective power transmission, high concentricity
- Cover protects against dust, dirt, stones, splashing and water
- Damping and protection elements

**The powerful mixer
up to 200 lbs.**

USE:

- Mixing of building materials with high viscosity, e.g. filler and leveling compounds, tile cement, ready-mixed mortar and plaster, screed, epoxy resins, sealants, granules
- Floor renovators, construction, tiler, plaster, civil engineering and landscaping

FEATURES:

- Electronic trigger switch – stepless speed regulation for less splashing
- 2-speed gearbox – the right speed for every application
- M 14 female direct paddle connection – effective power transmission, high concentricity
- Cover protects against dust, dirt, stones, splashing and water
- Damping and protection elements

SPECIFICATIONS	MODEL NO. EHR 23/1.4 R SET
Power input	14.5 Amp
Rated voltage	110 V ~
Load speed	100-275 rpm
No-load speed	150-325 rpm
Capacity	5 bags, 35 gal.
Spindle connection	M 14 female
Weight	15 lbs.

Paddle Diameter
Supplied

6 1/2"
in a box
with paddle MG 160

SPECIFICATIONS	MODEL NO. EHR 23/2.4 S SET
Power input	14.5 Amp
Rated voltage	110 V ~
Load speed	0-250/0-580 rpm
No-load speed	440/970 rpm
Capacity	5 bags, 35 gal.
Spindle connection	M 14 female
Weight	15.2 lbs.

Paddle Diameter
Supplied

6 1/2"
in a box
with paddle MG 160






The quick and thorough mixer up to 200 lbs.

USE:

- Mixing clockwise of highly viscous and stiff materials, e.g. tile cement, ready-mixed mortar and plaster, screed, epoxy resins, sealants, granules and multi-component materials and coatings
- Mixing counterclockwise of building materials with low and middle viscosity, e.g. paint, glue, filler and leveling compounds
- Ideal for construction, tiler, painter and plasterer, civil engineering, floor renovators

FEATURES:

- Selectable clockwise and counterclockwise paddle rotation for thorough mixing
- Two paddles rotate in opposite directions, eliminating counter torque and making the unit easy to handle – even while mixing the most demanding of materials
- Electronic switch – dust protected
- Soft start for less splashing
- Temperature control
- Stepless speed regulation and constant speed – optimum settings on the material to be mixed
- Cover protects against dust, dirt, stones, splashing and water
- Damping and protection elements



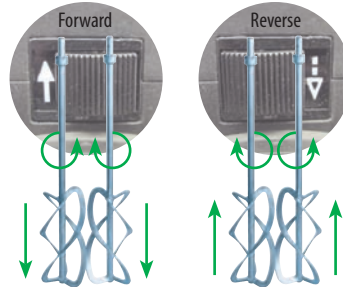
Stirring rods small

Stirring rods large



INNOVATION

two paddles mix clockwise and counterclockwise for thorough mixing



Paddles push material from the top to the bottom, reducing splashing when mixing low-viscosity materials such as paint, glue, filler and leveling compounds

Paddles pull material from the bottom to the top, reducing air inclusion and efficiently mixing heavy products such as flooring compound, epoxies, mortars, fiber-filled cements, ceramics, granulates, pastes and putties

BATCH SIZE

5 BAGS
25 GALLONS
1200 LBS/HR

GEARS



ELECTRONIC



SPECIFICATIONS	MODEL NO. EZR 22 R R/L SET
Power input	10.5 Amp
Rated voltage	110 V ~
Load speed	140-400 rpm
Capacity	5 bags, 25 gal.
Spindle connection	Pin lock
Weight	15 lbs.

Paddle Diameter Supplied 4 3/4" each; 9 1/2" working width in a box with stirring rods large

Accessories Small Paddles (1 pair), up to 88 lbs. 31620000
Large Paddles (1 pair), up to 132 lbs. 31610000





APPLICATIONS FOR MIXING PADDLES

S Disc stirring rod, galvanised

The stirring rod for liquid media for use with high-speed tools. Quick and smooth running mixing.

R Round stirring rod, galvanised

The stirring rod for liquid and viscous media, e.g. wall paints for inside and outside, emulsion paints, lacquers, zinc dust paints, mineral paints, silicate paints, cement paints, minium, chemicals, bitumen, casting compounds, laitances.

W Helicon ribbon stirring rod, galvanised

The powerful stirring rod for sticky and tough materials, e.g. prefab plaster and mortar, adhesive mortar, preparation binder, gypsum, lime, cement facing, screed, concrete, tile cement, bonding, pastes, granulates, quartz-filled epoxy resins.

M Mortar stirring rod, galvanised

The particularly robust stirring rod for heavy and highly viscous materials, e.g. prefab plasters and mortar, lime, concrete, cement, screed, filling compound, insulating plasters, quartz-filled epoxy resins.

MGV Mortar stirring rod, Stainless steel

The stainless steel stirring rod with high durability is particularly suitable for abrasive materials, food (e.g. honey) and fodder. Please check suitability if the material contains acids or caustics!

LG Glue stirring rod, galvanised

The stirring rod especially for sticky media is particularly suitable for epoxy resin components, concrete coatings, adhesive materials and filling compounds.

SPG Filler stirring rod, galvanised

The filler stirring rod lifts up material settled on the bottom of the bucket (e.g. prefab filler and concrete coatings) and mixes it at low speed, thus preventing air inclusions.

RP Mixing paddle, galvanised

The mixing paddle for heavy materials - and can be used with the RST 91 mixing stand and bucket - is suitable for bitumen, clay, thick-film, emulsions and sealing materials. The RP 120 is stainless steel.

MH Fold & Stir

Mixes all types of drywall mud and textured products quickly and completely. Great for decorative concrete coatings and comparable products. Specially designed blade folds material and then stirs it, virtually eliminating the injection of air into the system. Works in 5-to 55-gallon drums.

TWP Under/Overlaysments & Colored Products

Ideal for mixing a wide range of under/overlayments and colored products. Integrated shear bars evenly disperse powders and liquids throughout tinted and dyed mixtures. For portable dry-bag compounds, cement/acrylic plasters and grout, as well as premixed products.

right hand spiral (standard):

Stirring rod pulls material from the bottom – few air inclusions, easy guiding, for tough materials

left hand spiral (MG xxx L):

Stirring rod pushes material from the top to the bottom – less splash during mixing for media of low viscosity



Material	S	R	W	M	MGV	LG	SPG	RP	MH	TWP
Over/Underlayments										✓
Paint & Lacquer	✓	✓								
Emulsion paint	✓	✓								
Zinc dust paint		✓								
Mineral paint		✓								
Silicate paint	✓	✓								
Chemicals	✓	✓			✓					
Food					✓					
Bitumen		✓				✓	✓	✓	✓	
Grouting compounds		✓		(✓)		✓				
Cement laitance	✓	(✓)		(✓)		✓				
Plaster / chalk			(✓)	✓						
Adhesive mortar			✓	✓						
Ready blended screedmortar			✓	✓		(✓)				
Glue & Epoxy			✓	✓		✓				
Concrete			(✓)	✓		(✓)				
Tile adhesive			✓	✓		✓				
Filling compound			✓	✓						
Decorative concrete							✓		✓	
Granules / plaster			✓		✓					
Thermal insulating plaster			(✓)	✓				✓		











* Standard connection: 14mm male thread

* Available with 1/2" hex shank

OVERVIEW OF MIXING PADDLES

* CS Unitec's high-quality, heavy-duty galvanized steel mixing paddles are also available with a new hex shank design. The 1/2" hex shank provides a universal fit for traditional drills with 3-jaw chucks.



Stirring rod	type	Paddle Ø	length in inches	batch in lbs.	shank connection
S  Disc stirring rod	S 55	2"	14	11	Ø 7
	S 80	3 ¼"	14	33	Ø 7
	S 100	4"	20	88	6- SW 10
	SG 120	4 ¾"	23	110	M 14
	SG 150	6"	20	330	M 14
	SGR 120	4 ¾"	23	110	M 14
R  Round stirring rod	R 70	2 ¾"	16	22	6- SW 8
	R 85	3 ¼"	16	33	6- SW 8
	R 100	4"	24	44	6- SW 10
	R 120	4 ¾"	24	55	6- SW 10
	RG 100	4"	24	44	M 14
	RG 120*	4 ¾"	24	55	M 14
W  Helicon ribbon stirring rod	W 70	2 ¾"	16	11	6- SW 8
	W 85	3 ¼"	16	17	6- SW 8
	W 95	3 ¾"	20	22	6- SW 8
	W 100	4"	24	33	6- SW 10
	W 120	4 ¾"	24	44	6- SW 10
	WG 100	4"	24	33	M 14
	WG 120*	4 ¾"	24	44	M 14
	WG 135*	5 ⅝"	24	110	M 14
	WG 160*	6 ⅜"	24	176	M 14
	WGV 120	4 ¾"	24	55	M 14
M  Mortar stirring rod	M 120	4 ¾"	24	55	6- SW 12
	MG 120*	4 ¾"	24	55	M 14
	MG 140*	5 ⅝"	24	110	M 14
	MG 160*	6 ⅜"	24	176	M 14
	MG 180	7"	24	176	M 14
	MG 235	8"	24	220	M 14
	MG 120 L	4 ¾"	24	55	M 14
	MG 140 L	5 ⅝"	24	110	M 14
MG 160 L	6 ⅜"	24	176	M 14	
MGV  Mortar stirring rod, stainless steel	MGV 120	4 ¾"	24	55	M 14
	MGV 140	5 ⅝"	24	110	M 14
	MGV 160	6 ⅜"	24	176	M 14
LG  Glue stirring rod	LG 120	4 ¾"	24	55	M 14
SPG  Filler stirring rod	SPG 120	4 ¾"	24	22	M 14
	SPG 180	7"	24	44	M 14
	SPG 240	9 ¼"	24	66	M 14
RP  Mixing paddle	RP 120	4 ¾"	18	55	Ø 10
	RPG 160	6 ⅜"	24	110	M 14
MH  Fold & Stir	MH 240*	9 ⅝" X 6 ¼"	24	66	M 14
TWP  Overlays & Colored Products	TWP 140	5 ⅝"	24	110	M 14
	TWP 160	6 ⅜"	24	110	M 14

MIXING



- **Disassembles without tools** into 3 components, space-saving storage/transport

Universal motor

powerful, robust, high torque

Protective grating

easy and safe pouring into mixing bucket without exposing operator to paddles in motion

Safety switch

protects operator by disabling motor if cover screen is lifted during operation

Transport handle

Integrated transport cart with handle for moving unit around job site (Automix 90)

Transport rollers

for mobile use

FEATURES OF PORTABLE MIXING STATIONS

Our mobile mixing stations provide high torque and thorough mixing in a lightweight, portable unit, allowing mobility around jobsite. The drive motor can be easily removed to save space during transport.

The mobile mixing station up to 170 lbs.

USE:

- Mixing of building materials with medium and high viscosity, e.g. filler and leveling compounds, tile cement, ready-mixed mortar and plaster, screed
- Ideal for civil engineering, floor renovators, landscaping and more

FEATURES:

- Robust universal motor – very high performance
- Switch with dust protection cover
- Mechanical safety clutch
- Integrated transport cart with draught-bar – for mobile use
- Separation of motor and base frame without any tools
- Space-saving storage
- Safety switch – cut-off in case of unintended opening
- Remix operation – pressing a special button enables to continue the mixing operation after the head has been lifted up
- Twist protection for bucket – stable handling



BATCH SIZE GEARS

3 BAGS
30 GALLONS
900 LBS/HR



SPECIFICATIONS	MODEL NO. AUTOMIX 90
Power input	13 Amp
Rated voltage	110 V ~
Load speed	50 rpm
No-load speed	115 rpm
Bucket size	24 gal.
Spindle connection	M 20 female
Weight	77 lbs.
Supplied	in a box with special mixing paddle, bucket
Accessories	Special stirring rod 31460000



Mix, Transport and Pour Up to Six 50-lb. Bags in Minutes



Mixing multiple batches is faster and easier with the new MEGA HIPPO liner canister system.

Mixing and placing of products is easier and faster. Cement screeds, overlay, underlay, textured coatings, sealants, adhesives and other self-leveling compounds can be mixed quickly. The MEGA HIPPO boosts productivity, lowers labor costs and reduces physical effort.

The "Easy-roll Trolley" and the balanced "Easy-tilt Cradle" let you pour and spread material at the same time. Multi-stage pours to achieve a thicker screed are often not necessary. Wheel covers ensure that the casters remain free of screed splatter.



**Mix,
Transport
and Pour**

BATCH SIZE **GEARS**

6 BAGS
23 GALLONS
350 lbs.

2

Mix, transport and pour directly onto the floor – up to 6 bags – with one operator

USE:

- Mix compounds, including cement screeds, overlay, underlay, textured coatings, sealants, adhesives, epoxies, resins, pre-tinted material and other self-leveling compounds
- Ideal for mixing in bulk and dispensing into small containers
- Consecutive batch mixing without downtime

FEATURES:

- High-torque, 15 Amp 2-g geared motor
- Full-brim capacity of 23 gallons, 350 lbs. or 6-bag batches
- "Easy-roll Trolley" and balanced "Easy-tilt Cradle" allow for pouring and spreading of material at same time
- Specially shaped mixing bowl eliminates pockets of unmixed product and allows for easy cleaning
- 8 ½" diameter paddles with helix ribbon and side bars lift and shear product quickly to produce excellent consistency and thorough mixing of colors and additives
- Resilient, pliable liner is easily cleaned; alternating liners prevents cross contamination
- Dust extraction port for vacuum connection



**Control dust
with HEPA
vacuum system
CS 1445 H**

PORTAMIX MEGA HIPPO® MODELS

PMH 80F-RL

Level Floors w/ Rimless Bucket and Removable Liner

PMH 80X-RL

Rough Terrain w/ Rimless Bucket and Removable Liner

SPECIFICATIONS

PORTAMIX MEGA HIPPO

Power	15 Amp / 110 Volt*
2-Speeds	140 and 470 RPM
Bucket Capacity	23 Gallons
Weight	109 lbs.

* 220 Volt available

Standard Equipment includes:

Mixing motor, bucket, removable liner and 2 paddles: TW225 for half batches (2-3 bags) and TW225D for full batches (4-6 bags)



**Removable Liner for
MEGA HIPPO PMH 80 –
P/N PH705**



Key Features of the PORTAMIX MEGA HIPPO®

- Easy operation – one person can mix, transport and pour
- Accurately place material directly onto the floor
- Produces excellent mix consistency
- Ideal for mixing in bulk and dispensing into small containers
- Pre-tinted material is easily blended

Bowl Capacity

6 x 44 lbs. mix + water (23 gal./350 lbs.)

6 x 20 kg mix + water (85 liters/160 kg)

Tilting Cradle

Balanced for easy operation

Weight

109 lbs.

Two Models:

PMH 80F-RL With Casters



Ideal for flat floors. Allows accurate placement – pour and spread at the same time. Comes with 4 casters.

PMH 80X-RL With Tires



Ideal for rough terrain. Increased height – pour directly into buckets or carts. Comes with 2 tires/2 legs.



View product demonstrations at www.csunitec.com.

Reverse motor mounting allows alongside mixing in smaller containers

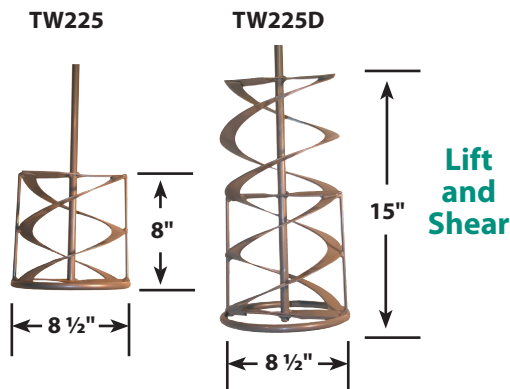


The MEGA HIPPO® is supplied with two 8 ½" dia. mixing paddles:

The 8 ½" wide helix and side bars lift and shear the product quickly and efficiently to produce an excellent mix consistency and thorough mixing of colors and additives. The paddle's large 8 ½" diameter provides increased peripheral speed which eliminates the need for high-RPM mixing and helps to prevent flash curing.

TW225 – for half batches (2-3 bags); 8 ½" dia. x 27" long. For plasters, concrete, mortars, resins and tile adhesives. 8" long helix and side bars.

TW225D – for full batches (4-6 bags); 8 ½" dia. x 27" long. For self-leveling compounds, screeds, paints, plasters and epoxy. 15" long helix and side bars.



Lift and Shear

Control dust with CS Unitec's CS 1445 H HEPA industrial vacuum



The HIPPO portable mixing station is available with a pneumatic motor.

Two air-powered models are inherently safer for mixing paint, glue, epoxy, mortar, concrete, refractory cement and other materials in shipyards and the oil and gas industries.

They can be used around water with no fear of shock or blown circuitry.

**PMH 80F-AIR
PMH 80X-AIR**






Call for details or visit us on the web at www.csunitec.com.



Mixing ACCESSORIES

M 14 QUICK CHANGE ADAPTER

For all paddles with M 14 female thread connection and all mixing paddles with M 14 male thread connection

	1	Quick change adapter M 14, with insert (for stirrers with M 14 female)	32143000
	2	Insert for quick change adapter M 14 (for stirring rods with M 14 male)	32144000
	3	Quick change set M 14, with two inserts (for stirring rods with M 14 male)	32145000












FEATURES:

- mixing paddles can be changed with the plug in quick change adapter, no tools required
- quick change of the mixing paddle for different materials
- space saving transport
- easy cleaning of the mixing paddles
- retrofit for all stirrers M 14 (female) thread
- Operation - screw the clutch of the quick change adapter in the mixing paddles and plug in the stirring rod. To remove, simply pull back the capsule on the clutch



ADAPTER/EXTENSIONS

We offer the following adapters for the use with stirrers of other brands:

1		6		1	5/8" female - M 14 female	e.g. BOSCH, Makita	32123000
2		7		2	1/2" female - M 14 female	e.g. Baier	32113000
3		8		3	1/2" male - M 14 male	e.g. Hitachi	32147000
4		9		4	M 14 female - M 14 female	e.g. FESTOOL	32153000
5		10		5	M 18 female - M 14 female	e.g. FLEX, PFT	32173000
				6	5/8" male - M 14 female		32133000
				7	MT 2 - M 14 female	e.g. heavy duty drilling machines	33113000
				8	MT 3 - M 14 female	e.g. heavy duty drilling machines	33123000
				9	M 14 male - B 18	e.g. chuck	32142000
				10	M 14 female - SDS-plus	e.g. hammer drill	32134000
11				11	Extensions	6"	32230000
						10"	32210000
						16"	32220000

PORTABLE MIXING STANDS - SAVE TIME BY RUNNING MIXERS INDEPENDENTLY

MODEL 25GP-WD:

Designed for easy setup, with no clamping required. Has rear wheels for extra portability. Ideal for use with 5-gallon pails and CS Unitec's EHR 20.1 R, EHR 23/1.4 R or EZR 22 R/RL mixers, as well as all CS Unitec pneumatic mixers.

Size: H-35", L-26", W-14"
Weight: 64 lbs.




Optional 9.25" wide paddle shown



MODEL RST 91:

Has an adjustable swing arm and variable height adjustment, allowing use with various pail sizes. Easy set up. Use with EHR 20.1 R, EHR 23/1.4 R or EZR 22 R/RL electric mixers and all pneumatic mixers.

Size: H-65", L-28" W-20"
Weight: 69 lbs.



GRINDING SANDING PREPPING





Model	Catalog page	Disc diameter	Spindle connection	Power input	Load speed	
Concrete grinder EBS 125.5 D		72	5"	Ø 7/8" hub	14 Amp/ 110 Volt	10,000 rpm
Concrete grinder EBS 1802.1 D		72	5"	Ø 7/8" hub	16 Amp/ 110 Volt	10,000 rpm
Concrete grinder EBS 180 H		73	7"	Ø 7/8" hub	20 Amp/ 110 Volt	6,000 rpm
Concrete grinder EBS 235.1		74	9"	M 20 male Special	30 Amp/ 110 Volt	1,700 rpm
Scouring machine EPF 1503		75	5"	M 14 male	13.6 Amp/ 110 Volt	4,000 rpm
Insulation board sander EWS 400		87	14 ½"	Velcro	6 Amp/ 110 Volt	0-85 rpm
Dry-wall sander ETS 225		87	9"	Velcro	6 Amp/ 110 Volt	0-1,450 rpm
Plaster smoothing machine EPG 400		88	14 ½"	Velcro	5 Amp/ 110 Volt	0-60 rpm
Plaster smoothing machine EPG 400 WP		88	14 ½"	Velcro	5 Amp/ 110 Volt	0-60 rpm
Rotary sander ERS 180		89	7"	Velcro	6 Amp/ 110 Volt	0-1,450 rpm

230 Volt machines are also available



Cap
impact resistant, robust

Vertical Motor Position
motor is positioned above grinding wheel and dust extraction port for extended life

Ergonomic handles
adaptation of speed

Dust guard
with removable front edge to grind to edge of work area

Brush rim
protection against dust emission

Vibration reduction technology
dissipates vibration between motor and handle (patented) – low vibration protects the wrists of the user and offers improved grinding performance

Vacuum cleaner connection
port for dust extraction

DUST PROTECTION SYSTEM

Silica dust may cause cancer!



Concrete and stone drilling, grinding and sawing machines, when used with dust collection vacuums and accessories, offer additional protection to the operator. Users of this equipment should follow all OSHA and safety regulations.

GRINDING/SANDING/PREPPING

FEATURES OF CONCRETE GRINDERS

The EIBENSTOCK concrete grinders are powerful and efficient. The unique parallel grip design and vibration reduction technology provides more comfortable operation and even distribution of pressure on grinding disc. The use of a dust extraction vacuum with the dust guard and brush rim ensures a clean working environment and prolongs the life of the machine.



Concrete grinder
EBS 125.5 D



DIAMETER

Ø 5"

The robust hand-held grinder
for small to medium sized surfaces

USE:

- Grinding and smoothing of surfaces
- Removing of screed seams, residual mud, epoxy and thermoplastic coatings
- Preparing of surfaces, e.g. for tile renovation
- Concrete, screed, tile adhesive, plaster, paint, epoxy, coatings and carpet adhesive

FEATURES:

- Overload protection

SPECIFICATIONS	MODEL NO. EBS 125.5 D
Power input	14 Amp
Rated voltage	110 V ~
Load speed	10,000 rpm
Disc diameter	5"
Spindle connection	Ø 7/8"
Weight	10 lbs.

Supplied in a case with diamond-grinding wheel (concrete), tool kit

Optional Cart 37210



Concrete grinder
EBS 1802.1 or EBS 1802.1 D



DIAMETER

Ø 5"

The powerful hand-held grinder
for small to medium sized surfaces

USE:

- Grinding and smoothing of surfaces
- Removing of screed seams, residual mud, epoxy and thermoplastic coatings
- Preparing of surfaces, e.g. for tile renovation
- Concrete, screed, tile adhesive, plaster, paint, coatings and carpet adhesive

FEATURES:

- Overload protection

SPECIFICATIONS	MODEL NO. EBS 1802.1 D
Power input	16 Amp
Rated voltage	110 V ~
Load speed	10,000 rpm
Disc diameter	5"
Spindle connection	Ø 7/8"
Weight	12 lbs.

Supplied in a case with diamond-grinding wheel (concrete), tool kit

Optional Cart 37210




The powerful hand-held grinder for medium sized surfaces

USE:

- Grinding and smoothing of surfaces
- Removing of screed seams, residual mud, epoxy and thermoplastic coatings
- Preparing of surfaces, e.g. for tile renovation
- Concrete, screed, tile adhesive, natural stone, plaster, paint, coatings, carpet adhesive – with corresponding grinding wheels (accessories)

FEATURES:

- Powerful 20 amp motor
- Electronic – soft start, temperature and overcurrent cut-off
- Foldable front edge of dust guard – for grinding directly to the edge of the work area (no laborious reworking, saves time and costs)
- Brush rim – high suction power for dust-free working by connecting an industrial vacuum cleaner (accessory) to the 1 ¼" nozzle
- Parallel handle position – ergonomic handles allow exact and balanced guiding for a better surface finish
- Floor guiding device – available as accessory



The machine for every surface: PCD-grinding wheel with monobloc diamonds – high removal rate and long lasting (accessory)



Optional Walk-Behind Cart (P/N 37217) – comfortable use of the machine in an upright position

DIAMETER

Ø 7"

SPECIFICATIONS	MODEL NO. EBS 180 H
Power input	20 Amp
Rated voltage	110 V ~
Load speed	6,000 rpm
Disc diameter	7"
Spindle connection	Ø 7/8"
Weight	18 lbs.
Supplied	in a case with diamond grinding wheel (concrete), tool kit
Optional Cart	37217
Grinder with Cart	Order No. EBS 180 N





Concrete grinder EBS 235.1

NEW

Order Diamond Inserts for Your Particular Application – See pages 76-77



**POWER REQUIRED
30 AMP, 110V**

DIAMETER

Ø 9"

SPECIFICATIONS

MODEL NO. EBS 235.1

Power input	30 Amp Circuit
Rated voltage	110 V ~
Load speed	1,700 rpm
Disc diameter	9"
Spindle connection	M 20 male/Special
Weight	84 lbs.

Supplied in a box with base plate. Segments sold separately

Choose the correct diamond grinding accessories for your application (see accessories on pages 76-77)

The powerful floor grinder for large surfaces


USE:

- Grinding and smoothing of large surfaces
- Removal of coatings
- Preparing of surfaces, e.g. for carpet renovation in living rooms and cellars, garages and on balconies
- Concrete, screed, tile adhesive, natural stone, plaster, paint, coatings, epoxy carpet adhesive – with corresponding grinding wheels (accessories)

FEATURES:

- 30 AMP single-phase AC-motor – durable, high load capacity, easy to service
- Segment on the dust-guard detachable and adjustable handle – for grinding directly to the edge of the work area (no laborious reworking, saves time and costs)
- Brush rim – high suction power for dust-free working by connecting an industrial vacuum cleaner (accessory) to the 1 ¼" nozzle
- Height adjustable chassis and floor guiding device – optimal adaptation to the size of the user (precise guiding, comfortable working, optimal grinding result)
- Lightweight and additional handle on the motor – easy transport

Base plate for use with interchangeable diamond segments



The specialist scouring machine with a high removal rate

USE:

- Removal of tile adhesive, plaster, paint, coatings
- Roughing of surfaces

FEATURES:

- Electronic – soft start, constant speed, speed reduction in case of overload, temperature and overcurrent cut-off
- Guide ring adjustable – precise depth adjustment
- Brush rim – high suction power for dust-free working by connecting an industrial vacuum cleaner (accessory) to the 1 1/4" nozzle
- Soft grip handle – less vibration, non-slip
- Balancer (accessory) – comfortable work
- Floor guiding device (optional)



CS 1445 H Dust Collection Vacuum with HEPA Filtration – See page 106



Turn Page for Replacement Milling Stars

DIAMETER

Ø5"

SPECIFICATIONS	MODEL NO. EPF 1503
Power input	13.6 Amp
Rated voltage	110 V ~
Load speed	4,000 rpm
Milling head Ø	5"
Depth adjustment	0.02" - 0.16"
Spindle connection	M 14 male
Weight	10 lbs.

Supplied

in a case with capstan, includes 16 claw cutters


GRINDING/SANDING/PREPPING



DUST PROTECTION SYSTEM

Silica dust may cause cancer!


Concrete and stone drilling, grinding and sawing machines, when used with dust collection vacuums and accessories, offer additional protection to the operator. Users of this equipment should follow all OSHA and safety regulations.



Model	Surface	Materials			
Field of applications		Concrete	Screed	Tile adhesive	Natural stone
<p>Concrete grinder EBS 125.5 D</p>		<p>1</p>	<p>2</p>	<p>2</p>	
<p>Concrete grinder EBS 1802.2 D</p>		<p>1 6</p>	<p>2 6</p>	<p>2 6</p>	<p>6</p>
<p>Concrete grinder EBS 180 H</p>		<p>7 9</p>	<p>8 9</p>	<p>8 9</p>	<p>9</p>
<p>Concrete grinder EBS 235.1</p>		<p>10 12 11</p>	<p>13 11</p>	<p>13 11</p>	<p>11</p>
<p>Scouring machine EPF 1503</p>				<p>14</p>	



suitable for surfaces of the shown size



suitable for sanding directly to the edge of the work area

- 1 Diamond-grinding wheel Ø 5" concrete standard
concrete premium
- 2 Diamond-grinding wheel Ø 5" screed
- 3 Diamond-grinding wheel Ø 5" Rapid K, coatings
- 5 Tungsten carbide grit disc* Ø 5" rough
medium
fine
- 6 PCD-grinding wheel Ø 5" pointed segments
PCD-grinding wheel Ø 5" round segments

37114000
37102000

37103000

37110000

37107000
37106000
37108000

37115000

37118000

Plaster soft	Plaster hard	Paint	Coatings	Carpet adhesive

7 Diamond-grinding wheel Ø 7" concrete

37112000

8 Diamond-grinding wheel Ø 7" screed

37111000

9 PCD-grinding wheel Ø 7" round segments

37119000

10 Base Plate Ø 9"

37120E

11 PCD grinding shoe set
5 parts with 2 PCD-segments round and support segment

37121000

12 Diamond grinding shoe set
5 parts concrete

37122000

13 Diamond grinding shoe set
5 parts screed

37123000

14 Milling stars, diagonal teeth, 16 pieces

37426000

15 Milling stars, straight teeth, 16 pieces

37427000

		FOR CONCRETE GRINDERS				
1			x	x	x	37206
2			x	x	x	37207
3			x	x	x	37208
FOR SCOURING MACHINE						
4			x	x		37210
5			x	x		37202
	Brush rim, 2 parts (not pictured) for dust guard with flip segmet (No. 37229000)		x	x		3722A
6			x	x		37229
7					x	37217
8					x	37227
9					x	37120
	Base plate (requires 5 grinding shoes, not included)					
10					x	37224
11					x	37226
12						37404
13						37428
	Capstan with 16 milling stars (diagonal teeth)					
14						37429
	Capstan with 16 milling stars (straight teeth) not pictured					
15						37425
16						37416

We recommend for all EIBENSTOCK machines with dust extraction an industrial vacuum cleaner with a high and constant suction performance.

INDUSTRIAL VACUUM CLEANER FOR CONNECTING DIRECTLY TO THE DUST EXTRACTION



Model CS 1445 H
HEPA Filtration

Automatic filter cleaning system cleans filters during operation, maintaining maximum suction and air flow!
Ideal for drywall and wood dust.

[See page 106 for more information.](#)

Heavy-Duty Hand-Held Scabblers

Ideal for more demanding concrete preparation and coating removal applications

CS Unitec's line of pneumatic heavy-duty hand-held scabblers are ideal for more demanding scabbling applications such as the removal of steel scale deposits and the preparation of concrete cracks for repair. These tools also reduce, level, texture and roughen concrete, remove coatings and laitance and scabble concrete to expose aggregate for the application of sealants and coatings.

- Single-head heavy-duty scabblers include integrated Vibro-Lo™ vibration reduction technology
- Triple scabblers offer 7200 blows per minute
- Single-piece Tungsten Carbide Tipped pistons with Cruciform or Bush heads
- Optional dust shroud for dust and debris collection

Applications include:

- Removing steel scale deposits
- Prepare concrete cracks for repair
- Texturing, roughing, reducing and leveling concrete
- Scabbling concrete to expose aggregate
- Preparing for coatings and waterproofing compounds



Vibro-Lo™
Vibration Reduction Technology (single-head model only)

Dust Collection Shroud

Reduce dust and hazardous particles in work area with optional vacuum shroud for Heavy-Duty Hand-Held Scabblers (below).



Heavy-Duty Scabblers Accessories

	Part No.	For Model Numbers
Single-Piece Cruciform Piston	612.5320	151.5200, 196.5100 and 153.5200
Single-Piece Bush Piston	612.5325	151.5250, 196.5105 and 153.5250
Lubricators	859.1530	Single-head Scabblers
	859.1555	Triple-head Scabblers
Vacuum Shroud*	437.5100	151.5200 and 151.5250
	437.5300	153.5200 and 153.5250

CS Unitec's Vibro-Lo™ Single-Head Heavy-Duty Scabblers operate with 7x less vibration than standard models. This tool utilizes vibration damping components to offset the hammer vibration created when the head impacts the workpiece.



Concrete scabbling using single-head, Vibro-Lo™ Heavy-Duty Scabblers

* Not available for low-vibration models

Pneumatic Hand-Held Construction Scabbling Hammers

Model	Description	Model Number	Weight (lbs.)	Dimensions (LxH)	Blows per minute	CFM @ 90 PSI	Noise Level db(A)	Vibration Levels m/s ²
Single Head	Bush Hammer Piston	151.5250	5.7	19" x 6.2"	2400	6.5	94	7.0
	Cruciform Piston	151.5200	5.7	19" x 6.2"	2400	6.5	94	7.0
Low-Vibration Single Head	Bush Hammer Pistons	196.5105	5.7	19" x 6.2"	2900	11.9	91	4.5
	Cruciform Pistons	196.5100	5.7	19" x 6.2"	2900	11.9	91	4.5
Triple Head	Bush Hammer Pistons	153.5250	11.5	19" x 6.2"	7200	15.9	98	8.7
	Cruciform Pistons	153.5200	11.5	19" x 6.2"	7200	15.9	98	8.7

Vibro-Lo™

Vibro-Lo™

11-Head Floor Scabblers - MHS11

Concrete keying and laitance removal – 11 heads provide 24,000 light blows per minute


CS Unitec's MHS11

Multi-Headed Concrete Floor Scabblers is a portable, compact, low-vibration machine that covers up to 100 sq. ft./hour.

- Integrated Vibro-Lo™ vibration reduction technology
- 24,000 light blows per minute
- Built-in dust shroud for dust and debris collection (Model no. 159.6051)
- Low air consumption

Applications include:

- Concrete keying
- Laitance removal
- Situations requiring gentle, effective scabbling without damaging the substrate below



Dust Port
Dust shroud, P/N 437.0120, to collect dust and debris when connected to a dust collection vacuum. Included with Model no. 159.6051

See page 102 for dust extraction systems



Dust Collection

MHS11 includes dust shroud and vacuum port (Model no. 159.6051)



Head Applications:

Bush Hammer Heads are ideal for laitance removal; roughing concrete for resurfacing; bridge deck preparation for waterproofing.

Cruciform Cutter Heads are ideal for leveling floors, reducing concrete; removal of floor paints and coatings.

Call for details on complete MHS 11 with Cruciform Heads.

MHS11 Accessories

	Part No.
One-Piece Piston TCT Bush Hammer Head	612.0125
Replaceable TCT Bush Hammer Cutter Head	426.5355
Replaceable TCT Cruciform Cutter Head	426.5358
Piston for Replaceable Cutter Heads	612.0120

MHS11 Low-Vibration Pneumatic Multi-Headed Concrete Floor Scabblers

Model	Description	Model Number	Weight (lbs.)	Dimensions (WxLxH)	Cutting Width	Blows per minute	CFM@ 90PSI	Noise Level db(A)	Vibration Levels m/s2	
MHS11	With Dust Shroud and Bush Hammer Heads	159.6051	158	11.25" x 13.5" x 50"	10"	24,200	55	97	4.96	Vibro-Lo™

Multi-Headed Floor Scabblers - MHS5

Fast concrete removal and demolition with integrated dust port

CS Unitec's MHS5

Multi-Headed Concrete Floor Scabblers is the ultimate demolition tool for quick concrete removal.

- 6500 BPM for fast removal and demolition
- Integrated dust shroud for dust and debris collection
- Large wheels for rough terrain
- Built-in dead man's handle

Applications include:

- Leveling high spots
- Texturing and roughening for sealant and overlay preparation
- Breaking down hard coatings prior to blast cleaning

MHS5 Accessories

	Part No.
Cruciform Scabblers Head	441.5360
5-Point Bush Hammer Head	441.5359
9-Point Bush Hammer Head	441.5369
Dust Shroud	Included



MHS5 includes integrated vacuum shroud and port.

See page 102 for dust extraction systems.

Head Applications:

Cruciform Scabblers Heads are ideal for leveling floors, reducing concrete and removal of floor paints and coatings.

5-Point Bush Hammer Heads are ideal for laitance removal from large floor areas, roughing concrete prior to resurfacing and bridge deck preparation for waterproofing.

9-Point Bush Hammer Heads are ideal for leveling uneven joints and creating excellent bond profiles for epoxies, urethanes and thin overlays.

MHS5 Pneumatic Multi-Headed Concrete Floor Scabblers

Model	Description	Model Number	Weight (lbs.)	Dimensions (WxLxH)	Cutting Width	Blows per minute	CFM@ 90PSI	Noise Level db(A)	Vibration Levels m/s ²
MHS5	5-Point Bush Head	159.5050	251	28" x 43" x 38"	11"	6,500	80	94.7	16.5
	9-Point Bush Head	159.5075	251	28" x 43" x 38"	11"	6,500	80	94.7	16.5

Hand-Held Scarifiers - Pneumatic and Electric

Peening preparation – ideal alternative to small-area shot blasting

CS Unitec's Rotopeen™ hand-held scarifiers are the ideal alternative to small-area shot blasting for cleaning and preparing concrete and steel surfaces.

- Pneumatic and electric models
- Integrated dust shroud for dust and debris collection, as well as cleaner, safer removal of lead-based paints and contaminated particles

Applications include:

- Aggressive removal of alkyds, adhesives, lead-based paints, mastics, coatings corrosion and more
- Cleaning and preparing concrete and steel surfaces



Pneumatic Models 194.0405 and 194.C405, 4" cutting width



	Star Cutter P/N 312.S200 <i>Aggressive removal of thick coatings</i> HEAVY SCALING	Beam Cutter P/N 312.R200 <i>Removal of hard coatings, less aggressive than star cutter</i>	3M™ Rotopeen™ P/N 312.MRPC <i>Removal of light paint and rust to bare metal finish</i> LIGHT BURNISHING
Nuclear	_____	_____	Radioactive waste removal/capture
Ships decks	Non-slip coatings	_____	General paint removal
Construction	Plaster removal	Ceiling / wall paint removal	Ceiling / wall paint removal
Factory Floors	_____	Floor marking removal	Floor marking removal
Swimming Pools	Adhesive removal	Adhesive removal	_____
Bridge Maintenance	Sealant removal	_____	Paint / sealant removal
Pipeline Maintenance	_____	_____	Protective coating removal

Star Cutter		
Cutting Width	Quantity Required	
2"	80	
4"	160	
Beam Cutter		
Cutting Width	Quantity Required	
2"	56	
4"	112	
Rotopeen™		
Cutting Width	Quantity Required	
2"	6	
4"	12	

Pneumatic Hand-Held Scarifiers

Model Number	CFM@ 90 PSI	Speed (RPM)	Cutting Width	Cutting Media	Weight (lbs.)	Vibration Levels m/s ²	These models are compatible with Star Cutters, Beam Cutters and Rotopeen™ 'C' Flaps
194.0205	30	2700	2"	'C' Flaps	7.5	3.5	
194.C205	30	2700	2"	Star Cutters	11.5	6.0	
194.0405	30	2700	4"	'C' Flaps	9	3.1	
194.C405	30	2700	4"	Star Cutters	13.25	4.6	

Electric Hand-Held Scarifiers

Model Number	Motor Power	Speed (RPM)	Cutting Width	Cutting Media	Weight (lbs.)	Vibration Levels m/s ²
195.1217	110V	2000	2"	'C' Flaps	10	3.6
195.1220	220V	2000	2"	'C' Flaps	10	3.6



Electric Model 195.1220
2" cutting width
with Rotopeen™ 'C' flaps

Low-Vibration Needle/Chisel Scalars

High power with low vibration – equipped with Vibro-Lo™

CS Unitec's line of Low-Vibration needle/chisel scalars offer high performance and low vibration for greater productivity and improved operator comfort. Ergonomically designed with low maintenance and quick change tooling option.

- Integrated Vibro-Lo™ vibration reduction technology
- Lightweight, easy to handle
- Optional dust shroud for dust and debris collection
- Tool-free needle changeover
- Converts to chisel scaler in seconds


Vibro-Lo™
Vibration Reduction
Technology



CS Unitec's Vibro-Lo™ line of Needle/Chisel Scalars operate with 7x less vibration than standard models. These tools utilize vibration damping components to offset the hammer vibration created when the needles/chisels impact the workpiece.



**DUST
COLLECTION
SHROUD**



VL223



VL203



VL303



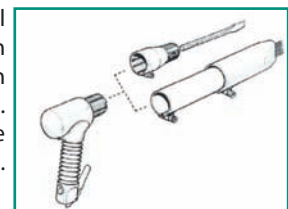
GRINDING/SANDING/PREPPING



Applications include:

- Texturing concrete
- Cleaning and stress-relieving weld seams and joints
- Removing coatings, corrosion and other accumulated materials
- Splitting, chipping, pointing and brick raking

Needle Scalars and Chisel Scalars convert in seconds with optional head or when purchased as a Kit. See following page for Kit information.



Vibro-Lo™
Vibration Reduction
Technology

Vibro-Lo™ Needle Scalars

Grip	Description	Model Number	Needle Quantity/ Diameter	Weight (lbs.)	Blows per minute	CFM@ 90PSI	Noise Level db(A)	Vibration Levels m/s2
Inline	VL223 Needle Scaler	199.2103	19 / 3mm	5.25	2400	4	90.7	2.56
	VL223 Needle Scaler with dust shroud	139.2103	19 / 3mm	5.25	2400	4	90.7	2.56
Pistol	VL203 Needle Scaler	199.2003	19 / 3mm	6	2400	4	90.7	2.75
	VL203 Needle Scaler with dust shroud	139.2003	19 / 3mm	6	2400	4	90.7	2.75
	VL303 Needle Scaler	199.3003	28 / 3mm	7.75	3000	5.5	109.5	2.3
	VL303 Needle Scaler with dust shroud	139.3003	28 / 3mm	7.75	3000	5.5	109.5	2.3

See page 86 for the following types of needles:

Chisel for light surface marking
Flat for light treatment and polishing effect

Pointed for very hard scale 

Copper Beryllium for use in potentially explosive areas

Stainless Steel for use in applications where corrosion or humidity is a problem, such as the food processing industry

Dust Collection Shroud for Vibro-Lo™ Needle Scalars



Optional Dust Shroud for Needle Scalars – for use with dust extraction vacuums.

Model VL223 Needle Scaler – Order Dust Shroud P/N 418.2003

Model VL203 Needle Scaler – Order Dust Shroud P/N 418.2003

Model VL303 Needle Scaler – Order Dust Shroud P/N 418.3003

See page 102 for dust extraction systems.



Vibro-Lo™ Chisel Scalars

Grip	Description	Model Number	Weight (lbs.)	Blows per minute	CFM@ 90PSI	Noise Level db(A)	Vibration Levels m/s2
Inline	VL223 Chisel Scaler	199.2213	6.5	2400	4	76.3	3.69
Pistol	VL203 Chisel Scaler	199.2203	7	2400	4	76.3	3.33
	VL303 Chisel Scaler	199.3203	9.5	3000	5.5	78.2	3.7







Vibro-Lo™ Needle/ Chisel Scaler Kits

CS Unitec offers Vibro-Lo™ Needle/ Chisel Scaler Kits, each supplied with the Needle Scaler, 3mm needles, a chisel holder, anvil and a 3/4" blade chisel.

VL223 Kit – Order P/N 199.2113
VL203 Kit – Order P/N 199.2105
VL303 Kit – Order P/N 199.3103



Chisels for Vibro-Lo™ Chisel Scalars

Chisel Part Number	Shank	Length	Width	Application
 704.3110	Square	7"	2"	Spark-resistant Aluminum Bronze for use in hazardous areas 
 704.3205	Square Cranked End	7"	3/8"	Weld flux and thick coating removal
 704.3101	Square	7"	3/4"	Weld splatter removal
 704.3103	Square	7"	2-1/2"	Wide flat chisel for the removal of rust or peeling paint
 704.3107	Square	10"	3/4"	Flat chisel for weld splatter and sand cast cleaning

CS Unitec offers a full line of non-sparking, non-magnetic chisels and safety hand tools for hazardous areas and Ex zones. Contact us for details.

Drop Protection Kit

CS Unitec offers a drop protection kit for our Vibro-Lo™ Needle/ Chisel Scalars. Protect your investment when working at heights or in applications where dropping/losing the tool is likely, including: offshore platforms and rigs, bridges/ scaffolding, vessels and ships.

For VL223 and VL203
Order P/N 720.2003*

For VL303
Order P/N 720.3003*

* Safety clip and line not supplied



Standard Needle and Chisel Scalars

Grip	Description	Model Number	Needle Quantity/ Diameter	Weight (lbs.)	Blows per minute	CFM@ 90PSI	Noise Level db(A)	Vibration Levels m/s ²
Inline	1B Needle Scaler	111.1099	12 / 3mm	3.5	3800	3.0	110.4	8.5
	1B Chisel Scaler	114.1200	N/A	3.3	3800	3.0	98.9	8.2
	2B Needle Scaler	121.2099	19 / 3mm	5.75	3000	5.5	113.3	9.3
	2B Chisel Scaler	124.2200	N/A	4.4	3000	5.5	98.6	17.4
Pistol	2BPG Needle Scaler	123.2199	19 / 3mm	5.75	3000	5.5	113.3	12.6
	2BPG Chisel Scaler	125.2300	N/A	4.5	3000	5.5	98.6	22.4
	3BPG Needle Scaler	133.3199	28 / 3mm	8.25	2200	8.0	114.5	18.9
	3BPG Chisel Scaler	135.3300	N/A	6.2	2200	8.0	105.1	25.6
	3BPG Chisel Scaler*	135.3395	N/A	6.2	2200	8.0	105.1	25.6
Semi Pistol	3B Needle Scaler	131.3099	28 / 3mm	10	2200	8.0	114.5	12.2
	3B Chisel Scaler	134.3200	N/A	7.5	2200	8.0	105.1	19.9
	4B Needle Scaler	141.4099	35 / 4mm	12.5	1800	8.5	117.4	23.5
	4B Chisel Scaler	144.4200	N/A	8.2	1800	8.5	105.1	45.2

See page 86 for the following types of needles:

Chisel for light surface marking

Flat for light treatment and polishing effect

Pointed for very hard scale

Copper Beryllium for use in potentially explosive areas

Stainless Steel for use in applications where corrosion or humidity is a problem, such as the food processing industry

* 3BPG Chisel Scaler 135.3395 has 5/8" hexagonal chisel holder. All others Chisel Scalars shown above have 1/2" square connection.



Dust Collection Shroud for Standard Needle Scalars

Optional Dust Shroud for Needle Scalars – for use with dust extraction vacuums.
Model 2B and **2BPG** Needle Scalars – Order Dust Shroud P/N 418.2199
Model 3BPG Needle Scaler – Order Dust Shroud P/N 418.3039

TVS™ Needle Scalars with Integrated Vacuum Shroud



CS Unitec's Trelawny™ TVS™ Needle Scalars with Integrated Vacuum Shroud enable dust-free working in hazardous applications when used with a dust extraction vacuum (see page 102 for dust collection systems).

Grip	Description	Model Number	Weight (lbs.)	Blows per minute	CFM@ 90PSI	Noise Level db(A)	Vibration Levels m/s ²
Inline	2B Needle Scaler	139.2007	6.4	3000	5.5	98.6	17.4
Pistol	2BPG Needle Scaler	139.2107	6.6	3000	5.5	98.6	22.4
	3BPG Needle Scaler	139.3107	9.9	2200	8.0	105.1	19.9



Inline Grip



Pistol Grip



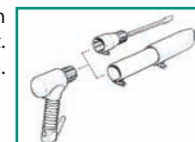
Semi Pistol Grip

Chisels for Standard Chisel Scalars

1/2" Square Connection

Chisel Part Number	Shank	Length	Width	Application
704.1110	Square	7"	2"	Spark-resistant Aluminum Bronze for use in hazardous areas
704.2105	Square Cranked End	7"	3/8"	Weld flux and thick coating removal
704.1101	Square	7"	3/4"	Weld splatter removal
704.1103	Square	7"	2-1/2"	Wide flat chisel for the removal of rust or peeling paint
704.1107	Square	10"	3/4"	Flat chisel for weld splatter and sand cast cleaning
704.1106	Square	8"	1/4"	Mortar removal for repointing brick work
704.1112	Square	7"	Moil Point	Concrete chipping

Standard Needle Scalars and Chisel Scalars convert in seconds with optional head or when purchased as a Kit. Contact us for more information.




CS Unitec offers a full line of non-sparking, non-magnetic chisels and safety hand tools for hazardous areas and Ex zones. Contact us for details.



Above: Model 1B Chisel Scaler with Square Cranked End Chisel for removal of flux

CS Unitec's needles last 10x longer than standard needles. Save time and money with fewer needle changes and less downtime.



All of CS Unitec's Needle Scalers are delivered from stock complete with 180mm long x 3mm diameter chisel-tipped high-performance needles. Other needle holders are available as accessories for use with 2mm and 4mm diameter needles. We also offer spark-resistant needles for use in potentially hazardous areas and Ex zones, as well as stainless steel needles for use in humid areas – such as applications in the food processing industry – where corrosion is a concern.

Standard pack set is one carton of 6 sets. Some models are packed as an individual set in a box. Boxes of 100 qty. needles in a durable, reusable plastic container are available, as well as larger quantities.

Chisel Tip

These needles will clean the same materials as a pointed tip, but will leave light surface marking.

Size	Description	Part #
3mm	6 x sets of 12 needles	413.2112
3mm	6 x sets of 19 needles	413.2119
3mm	6 x sets of 28 needles	413.2128
3mm	6 x sets of 49 needles	413.2149
3mm	Box of 100 needles	453.2110
3mm	Box of 1000 needles	443.2107

Flat Tip

Flat-tipped needles will reduce marking on metal surfaces and can give a polishing effect. For use on thin gauge metals and any surface where a light treatment is required.

2mm needles used on a welded joint produce a similar effect to shot peening, reducing stress in the weld.

Size	Description	Part #
2mm	6 x sets of 29 needles	412.1129
2mm	6 x sets of 51 needles	412.1151
2mm	6 x sets of 65 needles	412.1165
2mm	Box of 100 needles	452.1110
2mm	Box of 2000 needles	442.1107
3mm	6 x sets of 12 needles	413.1112
3mm	6 x sets of 19 needles	413.1119
3mm	6 x sets of 28 needles	413.1128
3mm	6 x sets of 49 needles	413.1149
3mm	Box of 100 needles	453.1110
3mm	Box of 1000 needles (180mm long)	443.1107
4mm	6 x sets of 19 needles	414.1119
4mm	6 x sets of 35 needles	414.1135
4mm	Box of 50 needles	454.1105
4mm	Box of 500 needles	444.1107
3mm	Box of 1000 needles 5" long (127mm)	443.1105
3mm	19 x needles 5" long (127mm)	443.1115

Pointed Tip

Sharpened to a conical point, these are the most effective in breaking through very hard scale on materials where some surface indentation is permissible – or where a roughening or keying of the surface is actually desirable.

Size	Description	Part #
3mm	6 x sets of 12 needles	413.3112
3mm	6 x sets of 19 needles	413.3119
3mm	6 x sets of 28 needles	413.3128
3mm	6 x sets of 49 needles	413.3149
3mm	Box of 100 needles	453.3110
3mm	Box of 1000 needles	443.3107
4mm	6 x sets of 19 needles	414.3119
4mm	6 x sets of 35 needles	414.3135
4mm	Box of 50 needles	454.3105
4mm	Box of 500 needles	444.3107



See page 102 for dust extraction systems.

Conversions:
2mm = 0.08"
3mm = 0.12"
4mm = 0.16"
180mm = 7"

Spark-Resistant Copper Beryllium

Available in 3mm flat tip only; for use in potentially hazardous areas.

Size	Description	Part #
3mm	Box of 12 needles	403.1312
3mm	Box of 19 needles	403.1319
3mm	Box of 28 needles	403.1328
3mm	Box of 49 needles	403.1349
3mm	Box of 100 needles	453.1310
3mm	Box of 500 needles	443.1307



Stainless Steel

Available in 3mm flat tip form only, to be used in applications such as refurbishment of food processing machinery or areas of high humidity where the corrosive effect on needles would be prohibitive. Used on decorative concrete surfaces where contamination of the surface from carbon steel needle is undesirable.

Size	Description	Part #
3mm	Box of 100 needles	453.1207
3mm	Box of 500 needles	443.1207



DIAMETER
Ø 14 1/2"

saves at least
50% time



DIAMETER
Ø 9"

The insulation board sander for large surfaces

USE:

- Sanding of foamed polystyrene and mineral insulation panels for heat insulations

FEATURES:

- Electronic switch – stepless speed control
- Triple special gearbox – high torque, powerful, durable
- Dust extraction by hood with brush rim and perforated sanding disc – emission of sanding dust and particles is effectively removed, saves time-consuming cleaning of the construction site
- Dust extraction – direct connection for industrial vacuum cleaner
- Flexible hood – gets close to the surface
- Large tool surface – smoothly and quick working

The lightweight and handy specialist for drywall construction

USE:

- Sanding operations for the dry-wall construction
- Working on wood and metal surfaces
- Ideal in tight places and small rooms
- Sanding of plaster, filler, paint

FEATURES:

- Electronic switch – stepless speed control
- Large sanding disc, high speed – high removal efficiency
- Motor above sanding disc in a dust free zone – longer lifetime
- Special dust hood with detachable segment – sanding to the edge of the surface
- Dust extraction with brush rim and vacuum hole pad – direct connection to vacuum cleaner

SPECIFICATIONS	MODEL NO. EWS 400
Power input	6 Amp
Rated voltage	110 V ~
Load speed	0-85 rpm
No-load speed	140 rpm
Disc diameter	14 1/2"
Plate connection	push fit fitting/velcro
Weight	8.6 lbs.

Supplied in a box with 1x sandpaper P 24

SPECIFICATIONS	MODEL NO. ETS 225
Power input	6 Amp
Rated voltage	110 V ~
Load speed	0-1,450 rpm
No-load speed	2,300 rpm
Disc diameter	9"
Plate connection	velcro
Weight	6 lbs.

Supplied in a case with base plate and sandpaper-starter kit (1x P 60/80/100/220)





Plaster smoothing machine EPG 400



DIAMETER

Ø 14 1/2" »

The light and versatile plaster smoothing machine

USE:

- Smoothing, scraping and structuring of plaster
- Sanding of panels for heat insulations
- Smoothing and cleaning of surfaces

FEATURES:

- Electronic switch – stepless speed control
- Triple special gearbox – high torque, powerful, durable
- Large tool surface – smooth and quick working
- Low weight – for effortless work
- Large handles – balanced, ergonomic design, convenient working



saves at least
50% time

SPECIFICATIONS	MODEL NO. EPG 400
Power input	5 Amp
Rated voltage	110 V ~
Load speed	0-60 rpm
No-load speed	110 rpm
Diameter base plate	14 1/2"
Plate connection	velcro
Weight	7.7 lbs.

Supplied EPG 400

in a case with base plate
and sponge disc



Plaster smoothing machine EPG 400 WP



DIAMETER

Ø 14 1/2" »

Plaster smoothing machine with water supply

USE:

- Smoothing, scraping and structuring of plaster
- Sanding of panels for heat insulations
- Smoothing and cleaning of surfaces

FEATURES:

- Electronic switch – stepless speed control
- Triple special gearbox – high torque, powerful, durable
- Stepless adjustable water supply – direct moistening of the wall by means of an atomised spray, saves adding water separately, thus time saving
- Large tool surface – smooth and quick working
- Low weight – for effortless work
- Large handles – balanced, ergonomic design, convenient working



saves at least
50% time

SPECIFICATIONS	MODEL NO. EPG 400 WP
Power input	5 Amp
Rated voltage	110 V ~
Load speed	0-60 rpm
No-load speed	110 rpm
Diameter base plate	14 1/2"
Plate connection	velcro
Weight	8.4 lbs

Supplied

in a case with base plate
and sponge disc





High removal efficiency and dust extraction connection, guide rollers allow for working close to the edge without damaging borders

USE:

- Sanding of coated and sealed surfaces, e.g. wood and parquet floor, clapboard siding, doors, windows, stairs and more
- Sanding of coatings, filling compounds, spray coatings

FEATURES:

- Electronic switch – stepless speed control
- Large sanding disc, high speed – high removal efficiency
- Special dust hood with slide rollers – sanding directly to the edge without damaging the border
- Dust extraction with brush rim and vacuum hole pad – direct connection to vacuum cleaner
- Centering pin for sanding disc – easy assembly, smooth running, clean sanding surface



Industrial Wet/Dry Dust Collection Vacuums – See page 102

The CS 1445 H (shown at left) is the best vacuum on the market for collecting dust from drywall and wood sanding applications.

HEPA Filtration	Standard Filtration
CS 1225 H 6.6 Gals.	CS 1225 6.6 Gals.
CS 1500 H 13 Gals.	CS 1500 13 Gals.
CS 1445 H 9 Gals.	CS 1445 9 Gals.

DIAMETER




SPECIFICATIONS	MODEL NO. ERS 180
Power input	6 Amp
Rated voltage	110 V ~
Load speed	0-1,450 rpm
No-load speed	2,300 rpm
Disc diameter	7"
Plate connection	velcro
Weight	6 lbs.

Supplied

in a case with 1x sandpaper P 24, P 40, P 80, non woven abrasive GP K 180, sanding grid, centering pin





FOR INSULATION BOARD SANDER		
1	Sandpaper (velcro), 4 hole punch, P 24 (3 pieces)	37671000
FOR PLASTER SMOOTHING MACHINES		
2	Base plate Ø 14 ¾"	37721000
3	Sponge disc Ø 15 ¾"	37722000
4	Sponge rubber disc Ø 15"	37725000
5	Scraping disc Ø 15"	37726000
6	Sanding disc P 24, Ø 14 ¾"	37727000
7	Scratching disc Ø 14 ¾"	37724000
8	Add on kit for scratching disc (set of 5 scratching metal sheets + 10 screws)	37723000
9	Smoothing disc Ø 15"	37728000
FOR ROTARY SANDER		
10	Sandpaper silicone carbide (velcro), 6 hole punch for wood, varnished and bonderized stairs, floor (10 pieces)	
	24 grit	37650000
	40 grit	37651000
	80 grit	37652000
	120 grit	37653000
11	Sandpaper zirconis alumina (velcro), 6 hole punch for coatings, paint, filler, sprayed ingrain (10 pieces)	
	24 grit	37655000
	40 grit	37656000
	80 grit	37657000
12	Sanding grid silicone carbide (velcro) for plasterboards (10 pieces)	37661000
13	Non woven abrasive, aluminium oxide (velcro) (5 pieces)	37665000
14	Base plate	37669000
15	Brush rim	37667000
16	Centering pin	37668000
FOR DRY-WALL SANDER		
17	Brush rim (2 parts)	37624000
18	Base plate (velcro), 6 hole punch	37631000
19	Rubber foam pad (velcro), 6 hole punch	37632000
20	Sanding grid (velcro), 6 hole punch (10 pieces)	
	80 grit	37610000
	120 grit	37611000
21	Sandpaper (velcro), 6 hole punch	
	24 grit, Aluminum Oxide (10 pieces)	37608000
	40 grit, Aluminum Oxide (25 pieces)	37642000
	60 grit, Corundum (25 pieces)	37643000
	80 grit, Corundum (25 pieces)	37644000
	100 grit, Corundum (25 pieces)	37645000
	120 grit, Corundum (25 pieces)	37646000
	150 grit, Corundum (25 pieces)	37647000
	180 grit, Corundum (25 pieces)	37648000
	220 grit, Corundum (25 pieces)	37649000
22	Sandpaper Assortment Grit 80/100/120/150/180 (5 pieces each)	37640000

SAWING CUTTING SLITTING





Model	Catalog page	Disc diameter	Arbor size	Power input	Load speed * No-load speed
Diamond saw EDS 125 	93	5"	7/8"	11 Amp/ 110 Volt	* 12,000 rpm
Cutting tables ETT 700 ETT 1200 	95				
Diamond saw EDS 181 	96	7"	7/8"	20 Amp/ 110 Volt	4,300 rpm
Wall chaser EMF 150 	98	6"	7/8"	20 Amp/ 110 Volt	7,500 rpm
Wall chaser EMF 180 	98	7"	7/8"	20 Amp/ 110 Volt	2,200 rpm
Double blade sword saw EDB 480 	99	Blade length 19"	Special	16.4 Amp/ 110 Volt	2,200 Strokes/min

230 Volt machines are also available

The handy diamond saw

USE:

- Wet and dry cutting of different materials, e.g. natural stone, tile and stoneware
- Cutting of tiles and plates
- Joint milling
- Curved cuts (with corresponding diamond blades)
- Tilers and pavers

FEATURES:

- Mitre adjustment (stepless up to 45°) and cutting depth adjustment (stepless up to 1 3/8") without the need for tools
- Plunge cut
- Roller guided plate – smooth guiding, protects the surface
- Integrated water supply with flow regulator for easy adjustment of the water-volume and dust free working while wet cutting
- Dust collection port Ø 1 3/8" – connection to industrial vacuum cleaner CS 1225, CS 1500, CS 1445 and CS 2000
- Guide rail – optional accessory for precise cuts



SPECIFICATIONS	MODEL NO. EDS 125
Power input	11.4 Amp
Rated voltage	110 V ~
No-load speed	12,000 rpm
Max. disc diameter	5"
Max. cutting depth	1 3/8"
Arbor size	7/8"
Weight	6.4 lbs.

Supplied EDS 125

in a case with diamond cutting disc Ø 5" and assembly tools



Concrete and stone drilling, grinding and sawing machines, when used with dust collection vacuums and accessories, offer additional protection to the operator. Users of this equipment should follow all OSHA and safety regulations.

SAWING/CUTTING/SPLITTING

FEATURES OF THE DIAMOND SAW EDS 125



Mitre adjustment without the need for tools
– from 0-45°



Continuous cutting depth adjustment
without the need for tools – until 1 3/8"

Plunge cut function



Roller guided plate – smooth-running,
protects the surface

Guide rail – optional accessory for
precise cuts



Dust collection port Ø 1 3/8" – direct
connection to industrial vacuum cleaner
CS 1225, CS 1500, CS 1445 and CS 2000

Integrated water supply with flow regulator
– easy adjustment of the water-volume and
dust free working while wet cutting



The flexible alternative to unwieldy cutting machines

USE:

- Wet and dry cutting of different materials, e.g. natural stone, tile and stoneware
- Precise cutting of tiles up to a thickness of 3/4"




ADVANTAGES PRIMARILY IN DRY CUTTING: TIME AND COST SAVINGS

- use directly at the site
- drying time of the tile is eliminated – can be laid directly
- dirty water doesn't have to be recycled

FEATURES:


- Aluminium/stainless steel-combination – rust-proof
- Low weight, handy – easy to transport by one person
- Fast, fixing of the saw without any tool in the guide bearing carriage
- Non-slip covering – fixing of the tile during the cut, reduces vibrations
- Adjustable side stop for serial cutting
- Adjustable angle stop mitre cuts up to 45°
- Plate enlargement – solid, unbreakable support for particularly large plates, on both sides in all positions mountable and modular expansion (accessories)



fixing of the saw without any tool



easy to transport




SPECIFICATIONS

Max. cutting length
Weight

MODEL NO. ETT 700 / ETT 1200

28" / 47"
32 lbs. / 39.7 lbs.





Diamond saw EDS 181



The most powerful in its class

USE:

- Wet and dry cutting of different materials, e.g. granite, marble, concrete, terrazzo, stoneware
- Cutting of tiles, window sills, terrace slabs, worktops, stone facades and paving stones used in gardening and landscaping
- For cutting out openings in kitchen worktops
- Joint milling
- Tilers and pavers, gardening and landscaping, kitchen installer, stone mason, floor renovator

FEATURES:

- Electronic – soft start, temperature and GFCI overcurrent cut-off, optical overload indication
- High-performance gearbox and powerful 2300 W motor – fast working even through the hardest stone
- ON/OFF switch with lock – no unintentional switching on
- Mitre adjustment (stepless up to 45°) and cutting depth adjustment (stepless up to 2 1/2") without the need for any tools
- Plunge function and depth limiting – precise cuts, you can begin the cut with the machine in the working area
- Roller guided plate – smooth guiding, protects the surface
- Easy change between dry and wet cutting – by means of a direct 1 3/8" dia. connection to a dust collection vacuum or the included Gardena-quick coupling adapter on the 1 3/8" connection hose
- Locking for suction hose – avoids unintentional loosening of the hose during cutting
- Spindle lock – easy tool change
- Guide rails – optional accessory for precise cuts

DIAMETER

Ø 7"

WET/DRY



SPECIFICATIONS

MODEL NO. EDS 181

Power input	20 Amp
Rated voltage	110 V ~
Load speed	4,300 rpm
No-load speed	7,500 rpm
Max. disc diameter	7"
Max. cutting depth	2 1/2"
Arbor size	7/8"
Weight	17 lbs.

Supplied

in a case with angle stop, diamond cutting disc Ø 7" and assembly tools

*without guide rail with diamond cutting disc Ø 7"



Concrete and stone drilling, grinding and sawing machines, when used with dust collection vacuums and accessories, offer additional protection to the operator. Users of this equipment should follow all OSHA and safety regulations.



FEATURES OF THE DIAMOND SAW EDS 181



Mitre adjustment without the need for any tools – from 0-45°



Continuous cutting depth adjustment without the need for any tools – up to 2 1/2"

Plunge function and depth limiting



Roller guided plate – smooth-running, protects the surface

Guide rail – optional accessory for precise cuts

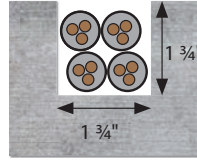


Direct connection to a dust collection vacuum or to the included Gardena-quick coupling adapter on the Ø 1 3/8" connection hose



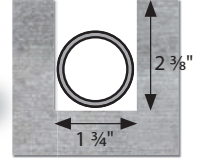


Wall Slotter EMF 150



slitting of channels

Wall Slotter EMF 180



slitting of channels

The powerful wall slotters

USE:

- Parallel cutting of slots and channels in concrete, sand-lime brick, brickwork
- Electrical installations, plumbing, heating and ventilation construction



Spacer rings for use with 4 blades (accessory)



FEATURES:

- Powerful 20 amp motor
- Electronic – soft start, temperature and over current cut-off, optical overload indication
- Parallel handle position – comfortable working position
- Locking for suction hose – avoids unintentional loosening of the hose during milling
- Adjustable cutting depth – without the need for a tool
- Spindle lock – easy blade change
- Slim design, small distance between dust hood and diamond blades for working up to 5/8" from the edge
- Slot width adjustable in 1/25" increments
- Closed hood – optimal air flow, easy removal of fragments
- Machine works in cutting direction – allows a comfortable handling
- Ø 1 3/8" – connection to industrial dust collection vacuum

SPECIFICATIONS	MODEL NO. EMF 150
Power input	20 Amp
Rated voltage	110 V ~
Load speed	4,300 rpm
No-load speed	7,500 rpm
Disc diameter	6"
Arbor size	7/8"
Max. cutting depth	1 3/4"
Max. slot width	1 3/4"
Weight	12.8 lbs.

Supplied

in a case with 2 premium diamond blades (concrete), tool kit

SPECIFICATIONS	MODEL NO. EMF 180
Power input	20 Amp
Rated voltage	110 V ~
Load speed	2,200 rpm
No-load speed	3,100 rpm
Disc diameter	7"
Arbor size	7/8"
Max. cutting depth	2 3/8"
Max. slot width	1 3/4"
Weight	16.5 lbs.

Supplied

in a case with 2 premium diamond blades (concrete), tool kit



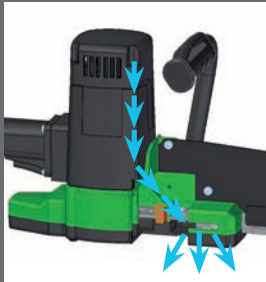
The powerful all-rounder for various building materials

USE:

- Cutting poroton, perforated brick, aerated concrete, plastic, wood, insulation materials with appropriate saw blades
- Construction and civil engineering, drywall, carpentry

FEATURES:

- Powerful 16.4 amp motor
- Robust warp resistant blade for precise cutting
- Two counter-rotation saw blades
- Blower function - dust protection for gearbox and user
- Slim, compact design - easy handling in tight spaces
- Ergonomic handle - mountable on two sides



Blower function - dust protection for gearbox



Handle can be positioned on either side of the saw

















Long lasting 16.4 amp motor for the hardest applications

BLADE SIZE
19"

SPECIFICATIONS	MODEL NO. EDB 480
Power input	16.4 Amp
Rated voltage	110 V ~
Stroke rate	2,200
Blade length	19"
Spindle connection	Special
Weight	13.4 lbs.

Supplied in a box with blade set universal premium and assembly tool



FOR DIAMOND SAWS		
	1 Guide rail (with 2 screw clamps) 29 ½" 59"	37461000 37462000
	2 Assembly rail for guide rail (with 4 grub screws)	37463000
	3 2 suction cup holders for guide rail	37464000
	Diamond cutting disc for concrete and hard natural stone	37443000 37444000
	6 Diamond cutting disc Ø 5"	3744B000
	7 Diamond milling disc Ø 5", milling width 1/8"	3744C000
	8 Diamond disc for curved cut Ø 4 ½"	3744A000
	9 Plate enlargement 6 3/8" x 19", for ETT 700/1200	09803000
	10 Water tank 3 gal. plastic	251.623
FOR WALL CHASERS		
	11 Diamond blade standard Ø 6"	37440000
	12 Diamond blade premium Ø 6"	37441000
	13 Diamond blade premium Ø 7"	37443000
	14 Distance disks	37445000
FOR DOUBLE BLADE SWORD SAW		
	15 Blade set Universal Premium, 2 parts	37452000

VACUUMING





Model	Catalog page	Tank volume	Air flow	Power input
CS 1445 H (HEPA) 	106	9 gal.	130 CFM	11 Amp/ 120 Volt
CS 1225 	107	6.6 gal.	130 CFM	11 Amp/ 120 Volt
CS 1500 	107	13 gal.	130 CFM	11 Amp/ 120 Volt
CS 2000 / Water recycling system	108	7 gal.	150 CFM	17 Amp, 115 VAC/ 60Hz, 1-phase



Large storage shelf

for accessories, machines

2 polyester filter cassettes

high efficiency,
durable,
easy to clean

Water sensor

with automatic shutoff

Hose connection

with bayonet
and twist lock

Rollers and wheels

easy to transport,
brake



- **Pulse filter cleaning**
electromagnetic, automatic or manual
- **Electronics**
Soft start, deferred rundown switching
- **High-performance motor**
with special carbon-brushes for long lifetime
- **Suction hose**
Hose ends are interchangeable – easy hose extension, dust free transport
- **Power socket**
with automatic switch-on for attached tools
- **Plastic canister**
impact-resistant, double-walled, smooth walls for easy cleaning
- **Supplied**
from now with accessories for cleaning the bottom

FEATURES OF INDUSTRIAL VACUUM CLEANER

Our entire vacuum cleaner range has powerful suction, even with continuous use. They are designed for use with all our dust free machines. They are especially suitable for sucking up large amounts of dust, drilling waste, fine mortar and plaster dust.



Concrete and stone drilling, grinding and sawing machines, when used with dust collection vacuums and accessories, offer additional protection to the operator. Users of this equipment should follow all OSHA and safety regulations.

Dust Collection Systems with HEPA Filtration for power tools. Collect dust, concrete dust, drywall dust, coatings and more



DUST PROTECTION SYSTEM

Combining CS Unitec's HEPA Dust Collection Vacuums with your power tools offers additional protection to operators. A Dust Collection System will help protect workers from hazardous dust created when drilling, sawing and grinding concrete, masonry and metal. Silica dust, paints, coatings and more can be hazardous to operators and users of this equipment should follow all OSHA and safety regulations.



Dust Collection Vacuums with HEPA Filtration



HEPA Filtration CS 1445 H

Model CS 1445 H

Automatic filter cleaning system cleans filters during operation, maintaining maximum suction and air flow!

Ideal for drywall and wood dust.



USE:

- Vacuuming of dry and wet materials
- Ideal for use with power tools – vacuums can be operated ON/OFF from power tool switch

FEATURES:

- Powerful 11 amp motor, 9 gallon capacity
- 99.999% HEPA filtration efficiency of particles down to 0.3 microns; automatic filter cleaning
- Automatically detects decreased airflow and "pulse" cleans both filters without interrupting operation – maximizing suction and doubling filter life
- "Power Take Off" outlet activates the vacuum ON/OFF from the power tool switch
- 4 modes of operation: regular vacuum; power tool activation; auto-clean and auto-clean with power tool activation
- Wet vacuuming capability with sensor for automatic shut off to protect motor and filters
- Includes a 15' hose and 26' power cord for easy portability on jobsite

SPECIFICATIONS	MODEL NO. CS 1445 H
Power	11 Amp
Rated voltage	110 V ~
Air flow	130 CFM
Tank capacity	9 gallons
Weight	23 lbs.
HEPA filter P/N (2-pack)	428956
Supplied	Integrated HEPA filtration (2 filters, P/N 428956), 15' hose, tool adapter and 26' power cord

HEPA

Accessories for Industrial Vacuums

	CS 1225	CS 1225 H	CS 1500	CS 1500 H	CS 1445	CS 1445 H
Paper Filter Bags (5-pk)	416014	416014	416021	416021	416014	416014
Plastic Filter Bags (5-pk)	421742	421742	421742	421742	421742	421742
Slurry Filter Bags (3-pk)	-----	-----	420592	420592	-----	-----
Filter Cartridge (2-pk)	416069	428956	416069	428956	416069	428956
Hose	413235	413235	413235	413235	413235	413235
Hose Adapter	519753	519753	519753	519753	519753	519753
Y-Adapter	585451	585451	585451	585451	585451	585451
Cleaning Kit (includes wands, hose, crevice tool, floor cleaning tool)	072401	072401	072401	072401	072401	072401
K-Set (includes hose connection, hose and y-adapter)	198804	198804	198804	198804	198804	198804

Dust Collection Vacuums

CS 1225 – 25 L / 6.6 gal.



CS 1500 – 50 L / 13 gal.



USE:

- Vacuuming of dry and wet materials
- Ideal for use with power tools – vacuums can be operated ON/OFF from power tool switch

FEATURES:

- Powerful 11 amp motor, 6.6 gallon capacity
- Electromagnetic Pulse Cleaning System maintains maximum airflow and suction with automatic filter vibration
- "Power Take Off" outlet activates the vacuum ON/OFF from the power tool switch
- 4 modes of operation: regular vacuum; power tool activation; auto-clean and auto-clean with power tool activation
- Wet vacuuming capability with sensor for automatic shut off to protect motor and filters
- Includes a 15' hose and 25' power cord for easy portability on jobsite

FEATURES:

- Powerful 11 amp motor, 13 gallon capacity
- Electromagnetic Pulse Cleaning System maintains maximum airflow and suction with automatic filter vibration
- "Power Take Off" outlet activates the vacuum ON/OFF from the power tool switch
- Versatility of operation:
 - Without filter bag – dust goes directly into tank
 - With plastic filter bag for concrete and masonry dust
 - With paper filter bag for normal dust and soot
 - With slurry filter bag to capture concrete slurry from wet drilling, sawing and grinding
- Wet vacuuming capability with sensor for automatic shut off to protect motor and filters

SPECIFICATIONS	MODEL NO. CS 1225
Power	11 Amp
Rated voltage	110 V ~
Air flow	130 CFM
Tank capacity	6.6 gallons
Weight	23 lbs.
Filter P/N (2-pack)	416069
Supplied	2 filters, P/N 416069, 15' hose, tool adapter and 25' power cord
HEPA optional	CS 1225 H

SPECIFICATIONS	MODEL NO. CS 1500
Power	11 Amp
Rated voltage	110 V ~
Air flow	130 CFM
Tank capacity	13 gallons
Weight	27 lbs.
Filter P/N (2-pack)	416069
Supplied	2 filters, P/N 416069, three 10-gallon plastic filter bags and guide handle
HEPA optional	CS 1500 H

VACUUMING

Water Recycling System for Power Tools, Flood Reclamation, Pond/Pool Cleaning and Wet/Dry Vacuuming

The **CS 2000** saves time and money, benefiting both the environment and your bottom line.

Work Faster – With both a portable water supply and a continuous loop system, you will conserve water and save time normally used for refilling portable pumps.

Work Cleaner – The slurry containment and vacuum system keeps the work area clean and dry – spend less time cleaning up. Ideal for indoor and outdoor applications such as hospitals, office buildings, factories, patios and more.

Work More Environmentally Friendly – Slurry is contained in a porous filter bag, allowing for safe, easy, proper waste disposal.



USE:

- Ideal for diamond core drills, masonry saws, grinders and other wet-working tools
- Portable water supply, wet/dry vacuuming and slurry containment system
- Indoor and outdoor applications such as hospitals, office buildings, factories, patios and more

FEATURES:

- Powerful 17 amp motor, 7 gallon water capacity
- Integrated sump pump delivers water from tank to tool
- Vacuum suction brings water back to the tank into a porous filter bag
- Slurry and debris are captured and the clean water flows back into the tank for delivery back to the tool
- Slurry contained in a porous filter bag, allowing for safe, easy, proper waste disposal
- Continuous loop system conserves water and saves time when compared to refilling portable pumps



The CS 2000 vacuum features:

Integrated Submersible Sump Pump with Replaceable Filter Sleeve

Powerful, robust operation has a flow rate of 78 GPM at level and a maximum water lift of 18 feet. Delivery is 10.5 GPM at 10 feet.



Secure, Reliable Connections

Power cable plug for sump pump and water recycling or discharge hose connection.



Heavy-duty Seals

Heavy-duty plugs seal vacuum for normal wet/dry cleaning and transport.

SPECIFICATIONS	MODEL NO. CS 2000
Power	17 Amp, 115 VAC/60Hz, 1-phase (includes 11 Amp Vac motor and 6 Amp sump pump)
Water capacity	7 gallons
Pump output	78 GPM at ground level 10.5 GPM at 10 ft. discharge height
Water lift	18 ft. max. discharge height
Water pressure	14.5 PSI (pump delivery)
Air flow	150 CFM
Canister volume	13 gallons
Canister	Stainless steel tank with cart
Dimensions	20.5" W x 21.6" L x 39.5" H
Weight	59 lbs.



Left: Integrated sump pump can recycle or discharge water.



Two switches operate motor and pump independently. Power socket for integrated sump pump.




When wet drilling, cutting or grinding, water can be continuously pumped to the work area, then vacuumed and filtered in the tank.

Water collection ring allows vacuum attachment.



Optional Equipment

- Slurry Filter Bags, 3-pack (420592)
- Paper Filter Bags, 5-pack (416021)
- Cleaning Kit – includes wands, hose, crevice tool and floor cleaning tool (072401)



Stainless steel canister can either be tilted (left) or lifted out of cart (right).

Large wheels, locking front casters, 26-ft. power cord and removable handle allow for easy maneuverability and transport.





1	Paper Filter Bags, for CS 1225 and CS 1445, 5-pack	416014
2	Plastic Filter Bags, for CS 1225, CS 1445 and CS 1500, 5-pack	421742
3	Paper Filter Bags, for CS 1500, 5-pack	416021
4	Slurry Filter Bags, for CS 1500 and CS 2000, 3-pack (not shown)	420592
5	Filter Cartridge, for CS 1225, CS 1445 and CS 1500, 2-pack	416069
6	Cleaning Kit, for CS 1225, CS 1445 and CS 1500 (wands, hose, crevice tool & floor cleaning tool)	072401
7	HEPA Filter, for CS 1225, CS 1445 and CS 1500 (not shown)	428956
8	HEPA Filter, for CS 2000 (not shown)	573632
9	Hose, for CS 1225, CS 1445 and CS 1500	413235
10	Hose Adapter, for CS 1225, CS 1445 and CS 1500	519753
11	Y-Adapter, for CS 1225, CS 1445 and CS 1500	585451
12	K-Set, includes hose connection, hose and y-adapter	198804
13	Felt Bag, for CS 2000 (not shown)	424545





PRODUCT OVERVIEW

Bevelers		22
Concrete grinder	EBS 125.5 D	72
Concrete grinder	EBS 1802.1 D	72
Concrete grinder	EBS 180 H	73
Concrete grinder	EBS 235.1	74
Concrete grinder accessories		76
Contra twin mixer	EZR 22 R/R/L Set	61
Cutting tables	ETT 700 / ETT 1200	95
Diamond core bits		50
Diamond core drilling rig	DBE 160	43
Diamond core drilling rigs	ETN 162/3 PSA & ETN 162/3 PSV	44
Diamond core drilling rigs	EBM 352/3 PSA & EBM 352/3 PSV	45
Diamond core drilling rig	PLD 450 SA	47
Diamond dry core drill	EHD 2000 S	26
Diamond wet-dry core drill	ETN 2001 P	28
Diamond wet-dry core drill	ETN 162/3	30
Diamond core drills, pneumatic & hydraulic		49
Diamond saw	EDS 125	93
Diamond saw	EDS 181	96
Diamond wet "mini core" drill	END 712 P	32
Diamond wet core drill	END 1550 P	34
Diamond wet core drill	END 130/3.1 PO	36
Double blade sword saw	EDB 480	99
Drill rig	BST 50 V	41
Drill rig	BST 85	41
Drill rig	BST 104/60 V	41
Drill rig	BST 162 V	41
Drill rig	BST 182 V/S	42
Drill rig	BST 300	42
Drill rig	BST 300 V	42
Drill rig	BST 352 V	42
Drill rig	PLB 450	42
Drill rig	PLB 450 ST	42
Drilling motor	EBM 352/3	39
Drilling motor	PLD 450 B	39
Drill/drive motors, custom		17
Drills, portable, magnetic		20
Drive motor	EAW 16/2 R/RL	15
Drive motors	EAU 34/4 B & EAU 34/4 CB	16
Drive motors	EAU 36/4 R/RL & EAU 36/4 R/RL CB	16
Dry-wall sander	ETS 225	87



Hand-held drilling machine	EHB 16/1.4 S R/L	12
Hand-held drilling machine	EHB 16/2.4 S R/L	12
Hand-held drilling machine	EHB 20/2.4	13
Hand-held drilling machine	EHB 32/2.2 R/RL	14
Hand-held drilling machine	EHB 32/4.2	14
Hand-held drilling machine	ETE 32/2.3 R/RL	15
Insulation board sander	EWS 400	87
Mixer	EHR 18 S Set	59
Mixer	EHR 20.1 R Set	59
Mixer	EHR 23/1.4 R S Set	60
Mixer	EHR 23/2.4 S Set	60
Mixer accessories		68
Mixing paddles		62
Mixing stands, portable		68
Mixing station	Automix 90	65
Mixing station	PortaMix MEGA HIPPO	66
Plaster smoothing machine	EPG 400 & EPG 400 WP	88
Rotary hammer drills, SDS plus & SDS max		19
Rotary sander	ERS 180	89
Scabblers, hand-held & walk-behind		79
Scalers, needle & chisel		83
Scarifiers, hand-held, Rotopeen™		82
Scouring & scarifying machine	EPF 1503	75
Vacuum cleaner, HEPA	CS 1445 H	106
Vacuum cleaners, wet/dry	CS 1225 & CS 1500	107
Water recycling system / slurry containment vacuum	CS 2000	108
Wall slotters/chasers	EMF 150 & EMF 180	98



CS Unitec, Inc.
22 Harbor Ave.
Norwalk, CT 06850 USA

Call: 800-700-5919 (USA/Canada) or 203-853-9522 (International)
E-Mail: info@csunitec.com
Internet: www.eibenstock.us

Hours of Operation:
Monday-Thursday
8 a.m.-5:30 p.m.
Friday
8 a.m.-5 p.m.

ALL PRODUCTS ARE AVAILABLE THROUGH



EIBENSTOCK'S EXCLUSIVE AGENT FOR NORTH AMERICA

WWW.EIBENSTOCK.US



CS Unitec, Inc.

Call: 800-700-5919 (USA/Canada)

203-853-9522 (Int'l)

Fax: 203-853-9921

